

Invest in Samco Active Momentum Fund

(An open-ended equity scheme following momentum theme)

Powered by  Distinctive Pattern Strategies



Key Highlights of Samco Active Momentum Fund

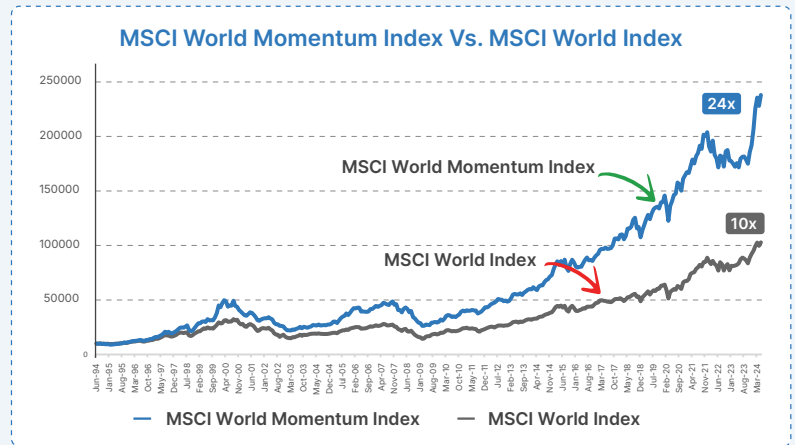


“The momentum factor has been one of the strongest generators of excess returns.” - MSCI

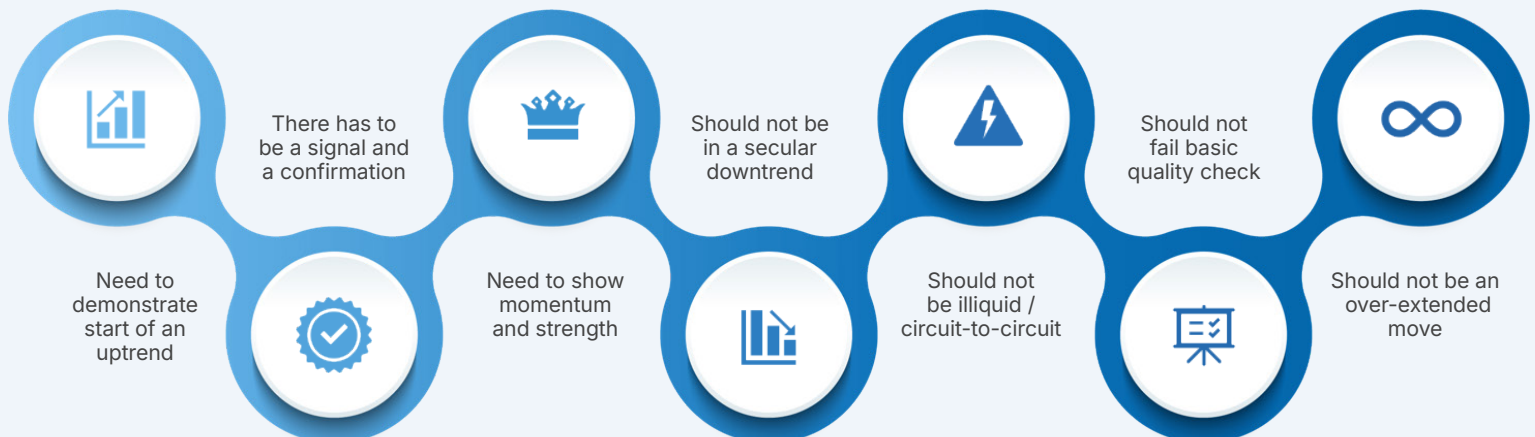
- Momentum is one of the most persistent factor to generate excess returns in all assets be it equity, commodity and forex and over 215+ years of history.
- MSCI research shows, on a historical basis, the momentum factor has been one of the strongest generators of excess returns and has beaten the base index by 10X.

Source: MSCI, Samco Research. Price data for MSCI World Index and MSCI Momentum index from June 1994 till May 2024.






Disclaimer: Past returns are no indication of future returns. The index returns do not indicate returns of the scheme and are only mentioned for illustration of momentum as a factor.








Investment framework/Stock selection

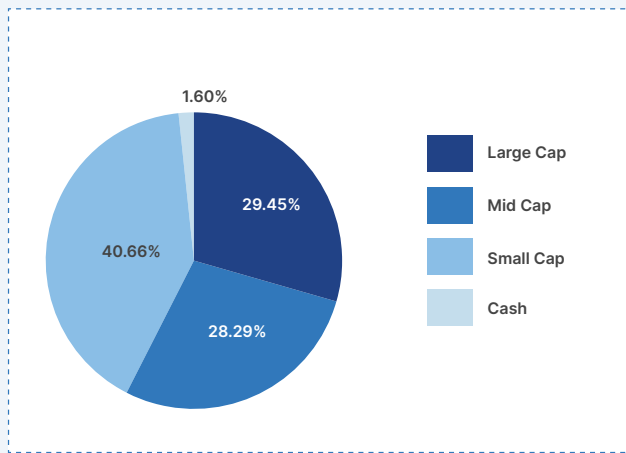


Scheme Portfolio Details

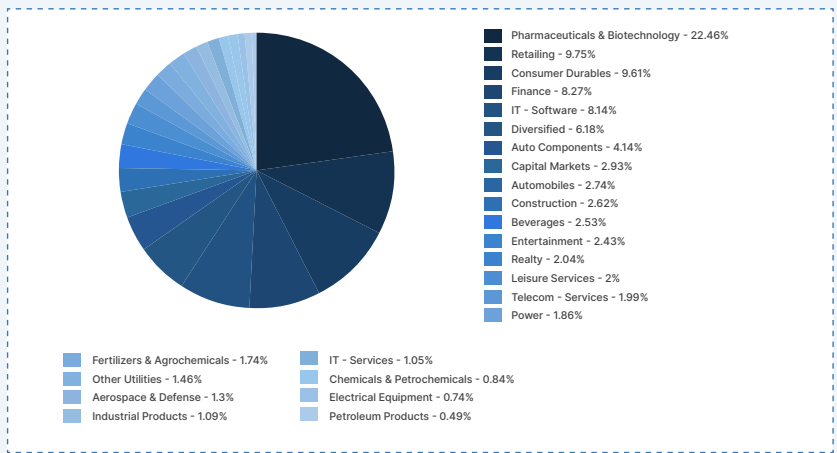
	Top 10 Stock Name	% of equity exposure	% to Derivatives	% to net exposure of Net Assets
	Wockhardt Ltd	10.65%		10.65%
	Trent Ltd	6.66%		6.66%
	Dixon Technologies (India) Ltd	6.64%		6.64%
	Swan Energy Ltd	5.66%		5.66%
	Religare Enterprises Ltd	5.15%		5.15%

	Top 10 Stock Name	% of equity exposure	% to Derivatives	% to net exposure of Net Assets
	Info Edge (India) Ltd	3.09%		3.09%
	Tips Music Ltd	2.43%		2.43%
	Mahindra & Mahindra Ltd	2.37%		2.37%
	Oracle Financial Services Software Ltd	2.27%		2.27%
	Persistent Systems Ltd	2.05%		2.05%

Market Cap Allocation



Sector Allocation



Disclaimer: The above data is of November 30, 2024 and is subject to changes depending on the fund manager's view of the equity markets. For the complete portfolio, please refer the monthly portfolio disclosure available at www.samcomf.com

Active has several advantages over passive investing

Particulars	Active	Passive
Exposure	Invested only during times of Momentum, out of markets when there is Anti-Momentum	Invested 100% of times
Rebalancing	As and when needed	Lagged at 6-months
Types of momentum used	Uses both Relative & Absolute Momentum	Uses only Relative Momentum
No. of stocks	Not fixed, based on capital and position sizing	Currently only upto 50 stocks
Universe	No restrictions. Invest across market capitalisations i.e. Large Caps, Mid-Caps, Small Caps and Micro Cap companies	Limited universe only

Samco Active Momentum Fund

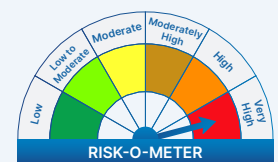
(An open-ended equity scheme following momentum theme)

This product is suitable for investors who are seeking* :

- Long Term Capital Appreciation;
- An actively managed thematic equity scheme that invests in stocks exhibiting momentum characteristics

*Investors should consult their financial advisers if in doubt about whether the product is suitable for them.

Risk-o-meter



The risk of the scheme is Very High