



# Factsheet

April 2022

## Samco Flexi Cap Fund

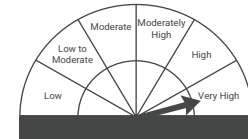
(An open-ended dynamic equity scheme investing across large cap, mid cap, small cap stocks)

This product is suitable for investors who are seeking \* :

- To generate long-term capital growth;
- Investment in Indian & foreign equity instruments across market capitalization;

\*Investors should consult their financial advisers if in doubt about whether the product is suitable for them.

Risk-o-meter



Investors understand that their principal will be at very high risk

# How to Read Factsheet

**Fund Manager:** An employee of the asset management company such as a mutual fund or life insurer, who manages investments of the scheme. He/She is usually part of a larger team of fund managers and research analysts.

**Application Amount for Fresh Subscription:** This is the minimum investment amount for a new investor in a mutual fund scheme.

**Minimum Additional Amount:** This is the minimum investment amount for an existing investor in a mutual fund scheme.

**SIP:** Systematic Investment Plan (SIP) works on the principle of making periodic investments of a fixed sum. It works similar to a recurring bank deposit. For instance, an investor may opt for a SIP that invests ₹ 500 on every 15<sup>th</sup> of a month in an equity fund for a period of three years.

**NAV:** The NAV or the net asset value is the total asset value per unit of the mutual fund after deducting all related and permissible expenses. The NAV is calculated at the end of every business day. It is the value at which an investor enters or exits the mutual fund.

**Benchmark:** A group of securities, usually a market index, whose performance is used as a standard or benchmark to measure investment performance of mutual funds. Some typical benchmarks include the NIFTY, Sensex, BSE200, NSE500, Crisil Liquid Fund Index and 10-Year Gsec.

**Entry Load:** A mutual fund may have a sales charge or load at the time of entry and/or exit to compensate the distributor/agent. Entry load is charged when an investor purchases the units of a mutual fund. The entry load is added to the prevailing NAV at the time of investment. For instance, if the NAV is ₹ 100 and the entry load is 1%, the investor will enter the fund at ₹ 101.

**Note:** SEBI, vide circular dated June 30, 2009 has abolished entry load and mandated that the upfront commission to distributors will be paid by the investor directly to the distributor, based on his assessment of various factors including the service rendered by the distributor.

**Exit Load:** Exit load is charged when an investor redeems the units of a mutual fund. The exit load is reduced from the prevailing NAV at the time of redemption. The investor will receive redemption proceeds at net value of NAV less Exit Load. For instance, if the NAV is ₹ 100 and the exit load is 1%, the investor will receive ₹ 99 per unit.

**Modified Duration:** Modified duration is the price sensitivity and the percentage change in price for a unit change in yield.

**Yield to Maturity (YTM):** The Yield to Maturity or the YTM is the rate of return anticipated on a bond is held until maturity. YTM is expressed as an annual rate. The YTM factors in the bond's current market price, par value, coupon interest rate and time to maturity.

**Standard Deviation:** Standard deviation is a statistical measure of the range of an investment's performance. When a mutual fund has a high standard deviation, it means its range of performance is wide, implying greater volatility.

**Sharpe Ratio:** The Sharpe Ratio, named after its founder, the Nobel Laureate William Sharpe, is a measure of risk-adjusted returns. It is calculated using standard deviation and excess return to determine reward per unit of risk.

**Beta Ratio (Portfolio Beta):** Beta is a measure of an investment's volatility vis-a-vis the market. Beta of less than 1 means that the security will be less volatile than the market. A beta of greater than 1 implies that the security's price will be more volatile than the market.

**AUM:** AUM or assets under management refers to the recent / updated cumulative market value of investments managed by a mutual fund or any investment firm.

**Holdings:** The holdings or the portfolio is a mutual fund's latest or updated reported statement of investments/securities. These are usually displayed in terms of percentage to net assets or the rupee value or both. The objective is to give investors an idea of where their money is being invested by the fund manager.

**Nature of Scheme:** The investment objective and underlying investments determine the nature of the mutual fund scheme. For instance, a mutual fund that aims at generating capital appreciation by investing in stock markets is termed an equity fund or growth fund. Likewise, a mutual fund that aims at capital preservation by investing in debt markets is a debt fund or income fund. Each of these categories may have sub-categories.

**Rating Profile:** Mutual funds invest in securities after evaluating their creditworthiness as disclosed by the ratings. A depiction of the mutual fund in various investments based on their ratings becomes the rating profile of the fund. Typically, this is a feature of debt funds.

**Total Expense Ratio:** Total expenses charged to scheme for the month expressed as a percentage to average monthly net assets.

**Portfolio Turnover Ratio:** Portfolio Turnover Ratio is the percentage of a fund's holdings that have changed in a given year. This ratio measures the fund's trading activity, which is computed by taking the lesser of purchases or sales and dividing by average monthly net assets.

**Disclaimer :** In the preparation of this factsheet material, the AMC has used information that is publicly available, including information developed in-house. The information provided is not intended to be used by investors as the sole basis for investment decisions, who must make their own investment decisions, based on their own investment objectives, financial positions and needs of specific investor. Investors are advised to consult their own legal tax and financial advisors to determine possible tax, legal and other financial implication or consequence of subscribing to the units of Samco Mutual Fund. The information contained herein should not be construed as a forecast or promise nor should it be considered as an investment advice. The AMC (including its affiliates), the Mutual Fund, the trust and any of its officers, directors, personnel and employees, shall not be liable for any loss, damage of any nature, including but not limited to direct, indirect, punitive, special, exemplary, consequential, as also any loss or profit in any way arising from the use of this material in any manner.



# Samco Flexi Cap Fund

(An open-ended dynamic equity scheme investing across large cap, mid cap, small cap stocks)

## Investment Objective

The investment objective of the Scheme is to seek to generate long-term capital growth from an actively managed portfolio of Indian & foreign equity instruments across market capitalisation.

However, there is no assurance or guarantee that the investment objective of the Scheme will be achieved.

## Scheme Details

<b>Inception Date</b> (Date of Allotment)	04-Feb-2022	
<b>Benchmark</b>	Nifty 500 Index TRI	
<b>Min.Application Amount</b>	₹ 5,000/- and in multiples of ₹ 1/- thereafter	
<b>Additional Purchase</b>	₹ 500/- and multiples of ₹ 1/- thereafter	
<b>Entry Load</b>	NIL	
<b>Exit Load</b>	<p><b>2.00%</b> - if the investment is redeemed or switched out on or before 365 days from the date of allotment of units.</p> <p><b>1.00%</b> - if the investment is redeemed or switched out after 365 days but on or before 730 days from date of allotment of units.</p> <p><b>No Exit Load</b> - No Exit Load will be charged if investment is redeemed or switched out after 730 days from the date of allotment of units.</p>	
<b>Total Expense Ratio (TER)</b> as on April 29, 2022	<b>Regular Plan</b> 2.43%	<b>Direct Plan</b> 0.88%
	Including Additional Expenses and Goods and Service Tax on Management Fees.	

## Fund Manager

**Ms. Nirali Bhansali** Fund Manager - Equity  
(Managing this scheme since inception)  
Total Experience : Around 8 years

**Mr. Dhawal Dhanani**  
(Dedicated Fund Manager for Overseas investments since inception)  
Total Experience : Around 5 years

## NAV as on 29<sup>th</sup> April 2022 (₹ per unit)

Regular Growth	₹ 9.72
Direct Growth	₹ 9.76

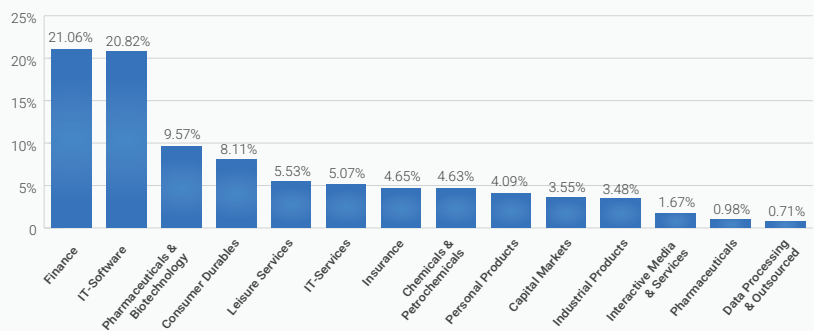
## Assets Under Management (AUM)

AUM as on April 30, 2022	₹ 620.58 Crs
Average AUM for Month of April 2022	₹ 625.34 Crs

## Portfolio as on April 30, 2022

Issuer	Industry	% to Net Assets
<b>Indian Equity and Equity Related Total</b>		<b>88.70%</b>
Tata Consultancy Services Ltd	IT - Software	9.52%
Bajaj Finserv Ltd	Finance	8.25%
Bajaj Finance Ltd	Finance	7.12%
Coforge Ltd	IT - Software	6.94%
Divis Laboratories Ltd	Pharmaceuticals & Biotechnology	5.84%
Muthoot Finance Ltd	Finance	5.69%
Jubilant Foodworks Ltd	Leisure Services	5.53%
L&T Technology Services Ltd	IT - Services	5.07%
ICICI Lombard General Insurance Co Ltd	Insurance	4.65%
Pidilite Industries Ltd	Chemicals & Petrochemicals	4.63%
Asian Paints Ltd	Consumer Durables	4.26%
Dabur India Ltd	Personal Products	4.09%
Crompton Greaves Consumer Electricals Ltd	Consumer Durables	3.85%
J B Chemicals and Pharma Ltd	Pharmaceuticals & Biotechnology	3.73%
Computer Age Management Services Ltd	Capital Markets	3.55%
Supreme Industries Ltd	Industrial Products	3.48%
Larsen & Toubro Infotech Ltd	IT - Software	2.50%
<b>Overseas Equity and Equity related total</b>		<b>5.95%</b>
Meta Platforms Registered Shares A	Interactive Media & Services	1.14%
Intuit Inc	IT - Software	0.99%
Novo Nordisk A/S (ADR)	Pharmaceuticals	0.98%
Microsoft Corp	IT - Software	0.87%
Mastercard Incorporated	Data Processing & Outsourcing Services	0.71%
IDEXX Laboratories Inc	Health Care	0.55%
Alphabet Inc Registered Shares C	Interactive Media & Services	0.53%
Nvidia Corp Com	Semiconductors	0.18%
<b>TREPS, Cash, Cash Equivalents and Net Current Asset</b>		<b>5.35%</b>
<b>Total Net Assets</b>		<b>100.00%</b>

## Industry Allocation of Equity Holding (% of Net Assets)



This product is suitable for investors who are seeking \* :

- To generate long-term capital growth;
- Investment in Indian & foreign equity instruments across market capitalization;

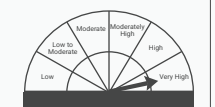
\*Investors should consult their financial advisers if in doubt about whether the product is suitable for them.

### Scheme Risk-o-meter



Investors understand that their principal will be at very high risk

### Benchmark Risk-o-meter



Investors understand that their principal will be at very high risk

## About the Strategy

### Samco AMC's HexaShield Tested Investing

It is a strategy to put to work money with businesses that can endure and survive in a variety of stressful situations and generate superior long-term risk adjusted returns. It relies on understanding the resilience of companies based on Samco's HexaShield framework tests and evaluates every company and institution on 6 most important facets of risks and stress. These tests are meant to measure every company's ability to maintain enough buffer to stay afloat under adverse economic scenarios. The HexaShield tests are also designed to understand if these companies can generate high cash returns on capital employed in a variety of economic conditions including degrowth, recession, etc. This rigorous scientific and statistical process helps get an understanding of risks, reduces room for bias and beliefs, inculcates discipline and enhances the probability of success.

### Samco Flexi Cap Fund's 3E Investment Strategy

1. Buying **Efficient Companies**
2. At **Efficient Prices**
3. Maintaining **Efficient Cost**

The universe of stocks is carefully selected to include efficient companies having an efficient business model purchased at efficient prices and with efficient costs.

## Portfolio Comment for April 2022

We have deployed 94.65% of our AUM and our asset allocation is 88.70% in Indian Equities, 5.95% in International Equities and 5.35% in TREPS, Cash, Cash Equivalents and Net Current Asset as of April 30, 2022.

In the month of April 2022, no new names entered into or old names exited the portfolio. As on April 30, 2022, the portfolio consists of 25 stocks which have been prudently allocated using market corrections. The road ahead will not be without its challenges and we are mindful of the macro-economic situation as well as its impact on companies. But it would be a futile activity timing the markets since our investment horizon is long enough to ride the volatility. We shall continue to maintain caution and follow utmost discipline whilst deploying of funds in our portfolio of robust capital efficient companies. The decision to allocate over 65% in Indian equities is because of the restrictions on the entire mutual fund industry to invest in international securities. However, as soon as the limits are released, we will rebalance the portfolio which will enable us to allocate an appropriate portion (max. 35%) of AUM towards international securities. No shares have been sold from the fund since inception which has kept our voluntary dealing costs for the current month as NIL.



Mutual Fund investments are subject to market risks,  
read all scheme related documents carefully.

## Contact Us

 **Samco Asset Management Private Ltd.**

1003 – A wing, Naman Midtown, 10<sup>th</sup> Floor, Senapati Bapat Marg, Prabhadevi (West),  
Mumbai 400 013, India.

CIN No: U65929MH2019PTC334121

**Samco Mutual Fund**

SEBI Mutual Fund registration no: MF/077/21/03

 022-41708999 | +91 63572 22000

 [mfassist@samcomf.com](mailto:mfassist@samcomf.com)

**Toll Free No** : 1800 103 4757

Visit

[www.samcomf.com](http://www.samcomf.com)

For more information