



Combined Key Information Memorandum & Application Forms

Continuous Offer of Units at Applicable NAV

This Key Information Memorandum (KIM) sets forth the information about the Scheme, which a prospective investor ought to know before investing. **For further details of the Scheme/Mutual Fund, due diligence certificate by the AMC, Key Personnel, investors' rights & services, risk factors, penalties & pending litigations etc. investors should, before investment, refer to the Scheme Information Document and Statement of Additional Information available free of cost at any of the Investor Service Centres or distributors or from the website www.samcomf.com**

The Scheme particulars have been prepared in accordance with Securities and Exchange Board of India (Mutual Funds) Regulations 1996, as amended till date, and filed with Securities and Exchange Board of India (SEBI). The units being offered for public subscription have not been approved or disapproved by SEBI, nor has SEBI certified the accuracy or adequacy of this KIM.

Name of Sponsor:
Samco Securities Limited

Address:
1004 - A wing, 10th Floor, Naman Midtown,
Senapati Bapat Marg, Prabhadevi 400 013

Name of Sponsor:
Samco Securities Limited

Address:
1004 - A wing, 10th Floor, Naman Midtown,
Senapati Bapat Marg, Prabhadevi 400 013

Addresses, Website of the Entities:
Address: 1003 - A, Naman Midtown, Senapati Bapat Marg, Prabhadevi - West, Mumbai - 400 013
Website: www.samcomf.com, **Email:** mfassist@samcomf.com, **Toll Free No.:** 18001034757,
Fax No.: 022 41708989

Scheme Name	This product are suitable for Investors who are seeking*	Scheme Riskometer	Benchmark Riskometer
Samco Flexi Cap Fund (An open-ended dynamic equity scheme investing across large cap, mid cap, small cap stocks)	<ul style="list-style-type: none"> To generate long-term capital growth; Investment in Indian & foreign equity instruments across market capitalization; <p>*Investors should consult their financial advisers if in doubt about whether the product is suitable for them.</p>	<p>Investors understand that their principal will be at very high risk</p>	<p>Benchmark risk-o-meter is at very high risk</p>
Samco ELSS Tax Saver Fund (An Open-ended Equity Linked Saving Scheme with a statutory lock-in of 3 years and tax benefit)	<ul style="list-style-type: none"> Long Term Capital Appreciation; Invests predominantly in equity and equity related instruments and provide tax benefits under Section 80C of the Income Tax Act, 1961; <p>*Investors should consult their financial advisers if in doubt about whether the product is suitable for them.</p>	<p>Investors understand that their principal will be at very high risk</p>	<p>Benchmark risk-o-meter is at very high risk</p>
Samco Active Momentum Fund (An open-ended equity scheme following momentum theme)	<ul style="list-style-type: none"> Long Term Capital Appreciation; An actively managed thematic equity scheme that invests in stocks exhibiting momentum characteristics <p>*Investors should consult their financial advisers if in doubt about whether the product is suitable for them.</p>	<p>Investors understand that their principal will be at very high risk</p>	<p>Benchmark risk-o-meter is at very high risk</p>
Samco Dynamic Asset Allocation Fund (An open-ended dynamic asset allocation fund)	<ul style="list-style-type: none"> Capital Appreciation & Income Generation over medium to long term; Investment in a dynamically managed portfolio of equity & equity related instruments and debt & money market securities <p>*Investors should consult their financial advisers if in doubt about whether the product is suitable for them.</p>	<p>Investors understand that their principal will be at very high risk</p>	<p>Benchmark risk-o-meter is at very high risk</p>
Samco Overnight Fund (An open-ended debt scheme investing in overnight securities. A relatively low interest rate risk and relatively low credit risk)	<ul style="list-style-type: none"> Regular income with high level of safety and liquidity over short term; Investment in fixed income instruments with overnight maturity. <p>*Investors should consult their financial advisers if in doubt about whether the product is suitable for them.</p>	<p>Investors understand that their principal will be at low risk</p>	<p>Benchmark risk-o-meter is at low risk</p>

Potential Risk matrix

Scheme Name	Potential Risk Class		
Samco Overnight Fund (An open-ended debt scheme investing in overnight securities. A relatively low interest rate risk and relatively low credit risk)	Credit Risk Relatively Low (Class I) Moderate (Class II) Relatively High (Class III)	Interest Rate Risk Relatively Low (Class A) Moderate (Class B) Relatively High (Class C)	A-I

Name of the Scheme	Samco Flexi Cap Fund (An open-ended dynamic equity scheme investing across large cap, mid cap, small cap stocks)	Samco ELSS Tax Saver Fund (An Open-ended Equity Linked Saving Scheme with a statutory lock in of 3 years and tax benefit)																																
Scheme Code	SAMC/O/E/FCF/21/11/0001	SAMC/O/D/ELSS/22/10/0003																																
Investment Objective	The investment objective of the scheme is to seek to generate long-term capital growth from an actively managed portfolio of Indian & foreign equity instruments across market capitalisation. However, there can be no assurance or guarantee that the investment objective of the scheme will be achieved.	The investment objective of the scheme is to generate long-term capital appreciation through investments made predominantly in equity and equity related instruments. However, there can be no assurance or guarantee that the investment objective of the scheme would be achieved.																																
Asset allocation Pattern	<p>The asset allocation under the scheme will be follows:</p> <table border="1" data-bbox="326 621 948 984"> <thead> <tr> <th rowspan="2">Instruments</th> <th colspan="2">Indicative allocations (% of total assets)</th> <th rowspan="2">Risk Profile</th> </tr> <tr> <th>Minimum</th> <th>Maximum</th> </tr> </thead> <tbody> <tr> <td>Indian Equity across the market capitalization</td> <td>65</td> <td>100</td> <td>High</td> </tr> <tr> <td>Foreign securities</td> <td>0</td> <td>35</td> <td>High</td> </tr> <tr> <td>Tri-party Repo (TREPS) through CCIL</td> <td>0</td> <td>35</td> <td>Low</td> </tr> </tbody> </table> <p>The cumulative gross exposure through equity, foreign securities and such other securities/assets as may be permitted by the Board from time to time shall not exceed 100% of the net assets of the respective Scheme. However, cash or cash equivalents with residual maturity of less than 91 days may be treated as not creating any exposure in line with clause 12.25 of SEBI Master Circular no SEBI/HO/IMD/IMD-PoD-1/P/CIR/2023/74 dated May 19, 2023. Further, SEBI vide letter dated November 3, 2021 has clarified that Cash Equivalent shall consist of Government Securities, T-Bills and Repo on Government Securities.</p> <p>Further,</p> <ol style="list-style-type: none"> The Scheme shall not invest in derivatives, debt & money market instruments except Triparty Repo (TREPS) through CCIL; The scheme shall not invest in structured obligations and credit enhancements; The Scheme shall not participate in Credit Default Swaps. The Scheme shall not invest in units of overseas mutual funds. <p>Pursuant to SEBI Master Circular dated May 19, 2023, the Scheme may deploy NFO proceeds in Triparty Repo on Government securities or treasury bills (TREPS) before the closure of NFO period. However, the AMC shall not charge any investment management and advisory fees on funds deployed in TREPS during the NFO period.</p>	Instruments	Indicative allocations (% of total assets)		Risk Profile	Minimum	Maximum	Indian Equity across the market capitalization	65	100	High	Foreign securities	0	35	High	Tri-party Repo (TREPS) through CCIL	0	35	Low	<p>The asset allocation under the scheme will be follows:</p> <table border="1" data-bbox="987 621 1521 940"> <thead> <tr> <th rowspan="2">Instruments</th> <th colspan="2">Indicative allocations (% of net assets)</th> <th rowspan="2">Risk Profile</th> </tr> <tr> <th>Minimum</th> <th>Maximum</th> </tr> </thead> <tbody> <tr> <td>Equity and Equity related instruments#</td> <td>80%</td> <td>100%</td> <td>High to Very High</td> </tr> <tr> <td>Debt and Money Market instruments</td> <td>0%</td> <td>20%</td> <td>Low to Medium</td> </tr> </tbody> </table> <p># Equity related instruments shall mean equities, cumulative convertible preference shares and fully convertible debentures and bonds of companies. Investment may also be made in partly convertible issues of debentures and bonds including those issued on rights basis subject to the condition that, as far as possible, the non-convertible portion of the debentures so acquired or subscribed, shall be disinvested within a period of 12 (twelve) months. All investments by the Scheme in equity shares and equity related instruments shall only be made provided such securities are listed or to be listed.</p> <p>Investment in Foreign Securities would be made only if permitted under ELSS Rules. The Scheme may seek investment opportunities in foreign securities including ADRs / GDRs / Foreign equity subject to SEBI (MF) Regulations. Such Investment shall not exceed 20% of the net assets of the Scheme.</p> <p>Investment in derivatives instruments may be made only if permitted under ELSS Rules. In such event, the Scheme may invest in derivatives instruments to the extent of 50% of the permissible allocation to equity assets and derivative positions for debt shall not exceed 50% of the permissible allocation to debt assets and as permitted vide SEBI Master Circular no. SEBI/HO/IMD/IMD-PoD1/P/CIR/ 2023/74 dated May 19, 2023. The Scheme may use derivatives for such purposes as maybe permitted by the Regulations, including for the purpose of hedging and portfolio balancing,</p>	Instruments	Indicative allocations (% of net assets)		Risk Profile	Minimum	Maximum	Equity and Equity related instruments#	80%	100%	High to Very High	Debt and Money Market instruments	0%	20%	Low to Medium
Instruments	Indicative allocations (% of total assets)		Risk Profile																															
	Minimum	Maximum																																
Indian Equity across the market capitalization	65	100	High																															
Foreign securities	0	35	High																															
Tri-party Repo (TREPS) through CCIL	0	35	Low																															
Instruments	Indicative allocations (% of net assets)		Risk Profile																															
	Minimum	Maximum																																
Equity and Equity related instruments#	80%	100%	High to Very High																															
Debt and Money Market instruments	0%	20%	Low to Medium																															


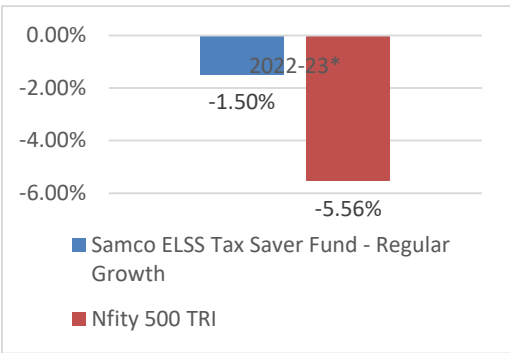
	<p>The Scheme shall not deploy more than 20% of its net assets in securities lending. In addition to the above limit, the Scheme shall not deploy more than 5% of the net assets in securities lending to any single intermediary.</p> <p>During the New Fund Offer (NFO), the Scheme intends to invest maximum amount equivalent to USD 300 million in foreign securities. The said limit shall be valid for a period of six months from the date of closure of NFO. Thereafter, the Scheme shall invest in Overseas securities as per the limits available to 'Ongoing Schemes' in terms of the Clause 12.19 of SEBI Master Circular dated May 19, 2023.</p> <p>Pending deployment of the funds in securities in terms of investment objective of the Scheme, the AMC may park the funds of the Scheme in short term deposits of the Scheduled Commercial Banks, subject to the guidelines issued by SEBI from time to time.</p> <p>Please refer to page 31 for Timelines for rebalancing of portfolios.</p>	<p>based on the opportunities available and subject to guidelines issued by SEBI from time to time.</p> <p>The scheme shall not deploy more than 20% of its net assets in securities lending (where not more than 5% of the net assets of the scheme will be deployed in securities lending to any single counterparty) (only if permitted under and in line with the prevailing regulations and ELSS Rules).</p> <p>In addition to the above limit, the Scheme shall not deploy more than 5% of the net assets in securities lending to any single intermediary.</p> <p>Further,</p> <ol style="list-style-type: none"> The Scheme shall not invest in securitized debt, commodity derivatives, debt derivatives and repo in corporate bond; The scheme shall not engage in short selling or participate in credit default swap transactions; The scheme shall not invest in structured obligations and credit enhancements; The scheme shall not invest in debt securities with special features as referred to in SEBI Master Circular no SEBI/HO/IMD/IMD-PoD-1/P/CIR/2023/74 dated May 19, 2023, and debt instruments having credit enhancements or structured obligations. However, debt securities with government guarantee shall be excluded from such restriction. <p>The cumulative gross exposure through equity, debt, derivative positions, repo transactions, other permitted securities/assets and such other securities/assets as may be permitted by the Board from time to time should not exceed 100% of the net assets of the scheme. However, cash or cash equivalents with residual maturity of less than 91 days may be treated as not creating any exposure in line with clause 12.25 of SEBI Master Circular no SEBI/HO/IMD/IMD-PoD-1/P/CIR/2023/74 dated May 19, 2023. Further, SEBI vide letter dated November 3, 2021 has clarified that Cash Equivalent shall consist of Government Securities, T-Bills and Repo on Government Securities.</p> <p>Pending deployment of the funds in securities in terms of investment objective of the Scheme, the AMC may park the funds of the Scheme in short term deposits of the Scheduled Commercial Banks, subject to the guidelines issued by SEBI from time to time.</p> <p>Please refer to page 31 for Timelines for rebalancing of portfolios.</p>
--	--	---

<p>Investment Strategy</p>	<p>The Scheme aims to generate long term capital appreciation by investing in a dynamic mix of equity and equity related instruments across market capitalizations. The Scheme would invest in companies based on various criteria including sound professional management, track record, industry scenario, growth prospects, liquidity of the securities, etc. The Scheme will emphasise on well managed, good quality companies with above average growth prospects. There will be no particular bias towards any market cap size or any sector. The Scheme may also invest a certain portion of its corpus in foreign securities.</p> <p>The portfolio will be built utilising a bottom-up stock selection process, focusing on appreciation potential of individual stocks from a fundamental perspective. The AMC employs a "Fair value" based research process to analyse the appreciation potential of each stock in its universe (Fair value is a measure of the intrinsic worth of a company). The universe of stocks is carefully selected to include efficient companies having an efficient business model purchased at efficient prices and held with efficient cost and are able to compound consistently.</p> <p>The scheme by utilising a holistic risk management strategy will endeavour to manage risks associated with investing in equity markets. The scheme has identified the following risks and designed risk management strategies, which are embedded in the investment process to manage these risks.</p> <ol style="list-style-type: none"> i. Quality Risk - Risk of investing in unsustainable / weak companies. ii. Price Risk - Risk of overpaying for a company iii. Liquidity Risk - High Impact cost of entry and exit iv. Concentration risk - Invest across the market capitalization spectrum and industries/ sectors v. Volatility Risk - Volatility in price due to company or portfolio specific factors vi. Event Risk - Price risk due to a company / sector specific or market event <p>The scheme may also seek participation in foreign instruments to achieve optimal portfolio construction. Also refer Investment Process in page 45 for further details.</p>	<p>The AMC shall endeavour to invest in only the most efficient companies that pass rigorous tests under the HexaShield Framework. The AMC has built a proprietary in-house HexaShield framework to guide the stock selection. The portfolios will be built utilising a bottom-up stock selection process, focusing on appreciation potential of individual stocks from a fundamental perspective. Within equities, the fund's strategy will endeavor to have a predominantly higher allocation to mid and small cap companies selected using above stated process. The definition of Mid and small cap shall be basis AMFI's classification of stocks. The scheme will invest in about 30-40 scrips to ensure adequate diversification and reduce risks. The AMC in selecting scrips, especially from the mid and small cap class, will focus on the fundamentals of the business, the industry structure, the quality of management, sensitivity to economic factors, the financial strength of the company and the key earnings drivers. The Fund will have the flexibility to invest across the market capitalization spectrum.</p> <p>The Scheme may also invest a certain portion of its corpus in debt and money market securities. Investment in debt securities will be guided by credit quality, liquidity, interest rates and their outlook.</p> <p>Also refer Investment process in page 45 for further details.</p>
<p>Risk profile of the scheme</p>	<p>Mutual Fund Units involve investment risks including the possible loss of principal. Please read the SID carefully for details on risk factors before investment.</p> <p>Scheme specific Risk Factors are summarized below:</p> <p>Investment in Mutual Fund Units involves investment risks such as trading volumes, settlement risk, liquidity risk, default risk including the possible loss of principal. Subject to necessary regulatory approvals and within the investment objectives of the Scheme, the Scheme may invest in overseas equity markets which carry risks related</p>	<p>Mutual Fund Units involve investment risks including the possible loss of principal. Please read the SID carefully for details on risk factors before investment.</p> <p>Scheme specific Risk Factors are summarized below:</p> <p>By virtue of requirements under the ELSS Guidelines, Units issued under the Scheme will not be redeemed until the expiry of 3 (three) years from the date of their allotment. The ability of an investor</p>

	<p>to fluctuations in the foreign exchange rates, the nature of the securities market of the country, repatriation of capital due to exchange controls and political circumstances.</p> <p>Risks associated with investments in Equity and Equity related instruments:</p> <p>Investments in equity and equity related securities involve a degree of risk and investors should not invest in equity schemes unless they afford to take the risk of losing their investment. Equity instruments by nature are volatile and prone to price fluctuations on a daily basis due to both micro and macro factors. Volatility in the capital markets, changes in policies of the Government, taxation laws or any other political and economic development may negatively affect the prices of the securities invested in by the Scheme. Trading volumes, settlement periods and transfer procedures may restrict the liquidity of some of the investments. The Scheme may inter-alia also may be exposed to the risk arising from over exposure to few securities/issuers/sectors.</p> <p>Risks associated with investing in Securities Segment and Tri-party Repo trade settlement</p> <p>The mutual fund is exposed to the extent of its contribution to the default fund of CCIL at any given point in time i.e. in the event that the default waterfall is triggered and the contribution of the mutual fund is called upon to absorb settlement/default losses of another member by CCIL, the scheme may lose an amount equivalent to its contribution to the default fund.</p> <p>Risks associated with transaction in Units through stock exchange(s):</p> <p>In respect of transaction in Units of the Scheme through Bombay Stock Exchange ("BSE"), and / or National Stock Exchange ("NSE"), allotment and redemption of Units on any Business Day will depend upon the order processing / settlement by NSE and / or BSE and their respective clearing corporations on which the Fund has no control.</p> <p>Risks associated with Restrictions on Redemption:</p> <p>The Trustee and the AMC may impose restrictions on redemptions when there are circumstances leading to a systemic crisis or event that severely constricts market liquidity or the efficient functioning of markets. Accordingly, such restriction may affect the liquidity of the Scheme and there may be a delay in investors receiving part of their redemption proceeds.</p> <p>Risks associated with Segregated portfolio:</p>	<p>to realise returns on investments in the Scheme is consequently restricted for the first three years unless there is transmission of units having been held for a period of 1 (one) year from the date of their allotment.</p> <p>Risks associated with investments in Equity and Equity related instruments:</p> <p>Investments in equity and equity related securities involve a degree of risk and investors should not invest in equity schemes unless they afford to take the risk of losing their investment. Equity instruments by nature are volatile and prone to price fluctuations on a daily basis due to both micro and macro factors. Volatility in the capital markets, changes in policies of the Government, taxation laws or any other political and economic development may negatively affect the prices of the securities invested in by the Scheme. Trading volumes, settlement periods and transfer procedures may restrict the liquidity of some of the investments. The Scheme may inter-alia also may be exposed to the risk arising from over exposure to few securities/issuers/sectors.</p> <p>Risks associated with investments in Fixed Income Securities:</p> <p>The NAV of the Scheme, to the extent invested in fixed income securities, will be affected by changes in the interest rates due to various factors such as government borrowing, inflation, economic performance etc. The NAV of the Scheme is expected to increase from a fall in interest rates while it would be adversely affected by an increase in the level of interest rates. Investments in Fixed Income securities may inter-alia carry Re-investment Risk, Spread Risk, Credit/Default Risk, Liquidity Risk, Prepayment Risk, etc.</p> <p>Risks associated with Derivatives</p> <p>The Scheme may invest in derivative products in accordance with and to the extent permitted under the Regulations and ELSS guidelines. The use of derivatives requires an understanding of the underlying instruments and the derivatives themselves. The risk of investments in derivatives includes mispricing or improper valuation and the inability of derivatives to correlate perfectly with underlying assets, rates and indices.</p> <p>Risks associated with investing in Securities Segment and Tri-party Repo trade settlement</p> <p>The mutual fund is exposed to the extent of its contribution to the default fund of CCIL at any given point in time i.e. in the event that the default waterfall is triggered and the contribution of the</p>
--	--	---

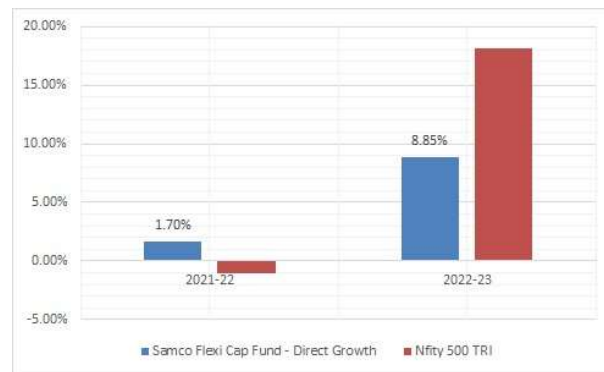
	<p>The AMC / Trustee shall decide on creation of segregated portfolio of the Scheme in case of a credit event at issuer level i.e. downgrade in credit rating by a Credit Rating Agencies (CRA) or actual default of either the interest or principal amount, in case of its unrated debt or money market instruments. Accordingly, Investor holding units of segregated portfolio may not be able to liquidate their holding till the time recovery of money from the issuer. The Security comprises of segregated portfolio may not realise any value.</p> <p>Further, listing of units of segregated portfolio in recognised stock exchange does not necessarily guarantee their liquidity. There may not be active trading of units in the stock market. Further trading price of units on the stock market may be significantly lower than the prevailing NAV.</p> <p>Please refer the SID for further details.</p>	<p>mutual fund is called upon to absorb settlement/default losses of another member by CCIL, the scheme may lose an amount equivalent to its contribution to the default fund.</p> <p>Risks associated with transaction in Units through stock exchange(s):</p> <p>In respect of transaction in Units of the Scheme through Bombay Stock Exchange (“BSE”) and / or National Stock Exchange (“NSE”), allotment and redemption of Units on any Business Day will depend upon the order processing / settlement by NSE and / or BSE and their respective clearing corporations on which the Fund has no control.</p> <p>Risks associated with Restrictions on Redemption:</p> <p>The Trustee and the AMC may impose restrictions on redemptions when there are circumstances leading to a systemic crisis or event that severely constricts market liquidity or the efficient functioning of markets. Accordingly, such restriction may affect the liquidity of the Scheme and there may be a delay in investors receiving part of their redemption proceeds.</p> <p>Risks associated with Segregated portfolio:</p> <p>The AMC / Trustee shall decide on creation of segregated portfolio of the Scheme in case of a credit event at issuer level i.e. downgrade in credit rating by a Credit Rating Agencies (CRA) or actual default of either the interest or principal amount, in case of its unrated debt or money market instruments. Accordingly, Investor holding units of segregated portfolio may not be able to liquidate their holding till the time recovery of money from the issuer. The Security comprises of segregated portfolio may not realise any value.</p> <p>Further, listing of units of segregated portfolio in recognised stock exchange does not necessarily guarantee their liquidity. There may not be active trading of units in the stock market. Further trading price of units on the stock market may be significantly lower than the prevailing NAV.</p> <p>Please refer the SID for further details.</p>
<p>Risk Control</p>	<p>Risk is an inherent part of the investment function. Effective Risk Management is critical to Fund Management for achieving financial soundness. Investments by the Scheme shall be made as per the investment objectives of the Scheme and provisions of the Regulations. The Fund, by utilizing a holistic risk management strategy, will endeavour to manage risks associated with investing in equity markets. The risk control process involves identifying &</p>	<p>Risk is an inherent part of the investment function. Effective Risk Management is critical to Fund Management for achieving financial soundness. Investments by the Scheme shall be made as per the investment objectives of the Scheme and provisions of the Regulations. The Fund, by utilizing a holistic risk management strategy, will endeavour to manage risks associated with investing in equity</p>

	<p>measuring the risk through various risk measurement tools. The Fund has identified following risks of investing in equities and designed risk management strategies, which are embedded in the investment process to manage such risks.</p> <p>Risk control would also include managing risk in order to keep it in line with the investment objective of the Scheme. The AMC has incorporated adequate safeguards to manage risk in the portfolio construction process. The AMC has experienced investment professionals to help limit investment universe to carefully selected high quality businesses.</p> <p>The Scheme would invest in a diversified portfolio of equity and equity related securities which would help alleviate the sector/market capitalization related concentration risk.</p>	<p>markets. The risk control process involves identifying & measuring the risk through various risk measurement tools. The Fund has identified following risks of investing in equities and designed risk management strategies, which are embedded in the investment process to manage such risks.</p> <p>Risk control would also include managing risk in order to keep it in line with the investment objective of the Scheme. The AMC has incorporated adequate safeguards to manage risk in the portfolio construction process. The AMC has experienced investment professionals to help limit investment universe to carefully selected high quality businesses.</p> <p>The Scheme would invest in a diversified portfolio of equity and equity related securities which would help alleviate the sector/market capitalization related concentration risk.</p>												
Plans and Options	<p>The Scheme offers the following Plans: Samco Flexi Cap Fund – Regular Plan Samco Flexi Cap Fund – Direct Plan</p> <p>Regular Plan is available for all type of investors investing through a Distributor. Direct Plan is only for investors who purchase /subscribe Units in a Scheme directly with the Fund and is not available for investors who route their investments through a Distributor. All the plans will have common portfolio.</p> <p>Each plan offers only Growth Option.</p> <p>Please refer to page 46 for Default Plan details.</p>	<p>The Scheme offers the following Plans: Samco ELSS Tax Saver Fund – Regular Plan Samco ELSS Tax Saver Fund – Direct Plan</p> <p>Regular Plan is available for all type of investors investing through a Distributor. Direct Plan is only for investors who purchase /subscribe Units in a Scheme directly with the Fund and is not available for investors who route their investments through a Distributor. All the plans will have common portfolio.</p> <p>Each plan offers only Growth Option. Please refer to page 46 for Default Plan details.</p>												
Applicable NAV	Please refer page 31 for details	Please refer page 31 for details												
Minimum application and redemption amount/ number of units	<table border="1"> <thead> <tr> <th>Purchase</th> <th>Additional Purchase</th> <th>Repurchase</th> </tr> </thead> <tbody> <tr> <td>₹ 5,000/- and in multiples of ₹ 1 thereafter</td> <td>₹ 500 and multiples of ₹ 1 thereafter</td> <td>There will be no minimum redemption criteria</td> </tr> </tbody> </table> <p>For details of investment/transaction through SIP/ STP/ SWP facility please refer to the SID.</p>	Purchase	Additional Purchase	Repurchase	₹ 5,000/- and in multiples of ₹ 1 thereafter	₹ 500 and multiples of ₹ 1 thereafter	There will be no minimum redemption criteria	<table border="1"> <thead> <tr> <th>Purchase</th> <th>Additional Purchase</th> <th>Repurchase</th> </tr> </thead> <tbody> <tr> <td>₹ 500/- and in multiples of ₹ 500 thereafter</td> <td>₹ 500 and multiples of ₹ 500 thereafter</td> <td>There will be no minimum redemption criteria</td> </tr> </tbody> </table> <p>For details of investment/transaction through SIP/STP/SWP facility please refer to the SID.</p>	Purchase	Additional Purchase	Repurchase	₹ 500/- and in multiples of ₹ 500 thereafter	₹ 500 and multiples of ₹ 500 thereafter	There will be no minimum redemption criteria
Purchase	Additional Purchase	Repurchase												
₹ 5,000/- and in multiples of ₹ 1 thereafter	₹ 500 and multiples of ₹ 1 thereafter	There will be no minimum redemption criteria												
Purchase	Additional Purchase	Repurchase												
₹ 500/- and in multiples of ₹ 500 thereafter	₹ 500 and multiples of ₹ 500 thereafter	There will be no minimum redemption criteria												
Despatch of repurchase (redemption) request	The redemption proceeds shall be dispatched to the unit holders within 3 working days from the receipt of the valid redemption request at the Authorised Centre of Samco Mutual Fund.	The redemption proceeds shall be dispatched to the unit holders within 3 working days from the receipt of the valid redemption request at the Authorised Centre of Samco Mutual Fund.												
Benchmark index	Nifty 500 TRI	Nifty 500 TRI												

Dividend policy	N.A.	N.A.																																										
Name of fund managers	Ms. Nirali Bhansali Mr. Umeshkumar Mehta Mr. Dhawal Ghanshyam Dhanani (Dedicated Fund Manager for overseas investments)	Ms. Nirali Bhansali Mr. Umeshkumar Mehta																																										
Name of the Trustee	Samco Trustee Private Limited	Samco Trustee Private Limited																																										
Performance of the scheme	<p>Performance of Samco Flexi Cap Fund – Regular Plan - Growth as at December 31, 2023 is as follows:</p> <table border="1"> <thead> <tr> <th>Period</th> <th>Samco Flexi Cap Fund- Regular Plan- Growth</th> <th>Nifty 500 TRI</th> </tr> </thead> <tbody> <tr> <td>Returns for the last 1 year</td> <td>25.08%</td> <td>26.91%</td> </tr> <tr> <td>Returns for the last 3 years</td> <td>---</td> <td>---</td> </tr> <tr> <td>Returns for the last 5 years</td> <td>---</td> <td>---</td> </tr> <tr> <td>Returns Since Inception (4 Feb 2022)</td> <td>8.45%</td> <td>15.45%</td> </tr> </tbody> </table> <p>Absolute Returns for each Financial Year for the last Five years – Regular Plan</p>  <p>Performance of Samco Flexi Cap Fund – Direct Plan - Growth as at December 31, 2023 is as follows</p> <table border="1"> <thead> <tr> <th>Period</th> <th>Samco Flexi Cap Fund- Direct Plan- Growth</th> <th>Nifty 500 TRI</th> </tr> </thead> <tbody> <tr> <td>Returns for the last</td> <td>26.96%</td> <td>26.91%</td> </tr> </tbody> </table>	Period	Samco Flexi Cap Fund- Regular Plan- Growth	Nifty 500 TRI	Returns for the last 1 year	25.08%	26.91%	Returns for the last 3 years	---	---	Returns for the last 5 years	---	---	Returns Since Inception (4 Feb 2022)	8.45%	15.45%	Period	Samco Flexi Cap Fund- Direct Plan- Growth	Nifty 500 TRI	Returns for the last	26.96%	26.91%	<p>Performance of Samco ELSS Tax Saver Fund Regular Plan - Growth as at December 31, 2023 is as follows:</p> <table border="1"> <thead> <tr> <th>Period</th> <th>Samco ELSS Tax Saver Fund- Regular Plan- Growth</th> <th>Nifty 500 TRI</th> </tr> </thead> <tbody> <tr> <td>Returns for the last 1 year</td> <td>33.60%</td> <td>26.91%</td> </tr> <tr> <td>Returns for the last 3 years</td> <td>-</td> <td>-</td> </tr> <tr> <td>Returns for the last 5 years</td> <td>-</td> <td>-</td> </tr> <tr> <td>Returns Since Inception (22 Dec 2022)</td> <td>33.06%</td> <td>26.33%</td> </tr> </tbody> </table> <p>Absolute Returns for each Financial Year for the last Five years – Regular Plan</p>  <p>Performance of Samco ELSS Tax Saver Fund – Direct Plan - Growth as at December 31, 2023 is as follows</p> <table border="1"> <thead> <tr> <th>Period</th> <th>Samco ELSS Tax Saver</th> <th>Nifty 500 TRI</th> </tr> </thead> <tbody> <tr> <td>Returns for the last</td> <td></td> <td></td> </tr> </tbody> </table>	Period	Samco ELSS Tax Saver Fund- Regular Plan- Growth	Nifty 500 TRI	Returns for the last 1 year	33.60%	26.91%	Returns for the last 3 years	-	-	Returns for the last 5 years	-	-	Returns Since Inception (22 Dec 2022)	33.06%	26.33%	Period	Samco ELSS Tax Saver	Nifty 500 TRI	Returns for the last		
Period	Samco Flexi Cap Fund- Regular Plan- Growth	Nifty 500 TRI																																										
Returns for the last 1 year	25.08%	26.91%																																										
Returns for the last 3 years	---	---																																										
Returns for the last 5 years	---	---																																										
Returns Since Inception (4 Feb 2022)	8.45%	15.45%																																										
Period	Samco Flexi Cap Fund- Direct Plan- Growth	Nifty 500 TRI																																										
Returns for the last	26.96%	26.91%																																										
Period	Samco ELSS Tax Saver Fund- Regular Plan- Growth	Nifty 500 TRI																																										
Returns for the last 1 year	33.60%	26.91%																																										
Returns for the last 3 years	-	-																																										
Returns for the last 5 years	-	-																																										
Returns Since Inception (22 Dec 2022)	33.06%	26.33%																																										
Period	Samco ELSS Tax Saver	Nifty 500 TRI																																										
Returns for the last																																												

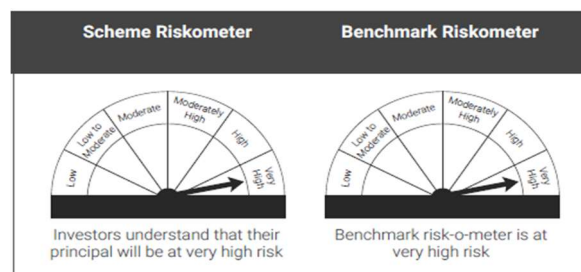
1 year		
Returns for the last 3 years	---	---
Returns for the last 5 years	---	---
Returns Since Inception (4 Feb 2022)	10.10%	15.45%

Absolute Returns for each Financial Year for the last Five years – Direct Plan



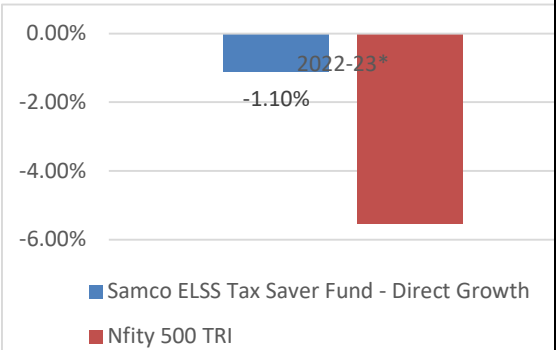
Past performance may or may not be sustained in future and should not be used as a basis of comparison with other investments. Since inception returns of the scheme is calculated on face value of Rs. 10 invested at inception. Different Plans i.e. Regular Plan and Direct Plan under the scheme has different expense structure.

Note: Returns are absolute for period less than 1 year. Returns are compounded annualized for period more than or equal to 1 year. The returns are based on growth option NAVs. *The data is as on December 31, 2023. The benchmark for the Scheme is NIFTY 500 TRI. In case, the start date or the end date of the concerned period is a non-business day, the NAV of the previous business day is considered for computation of returns.



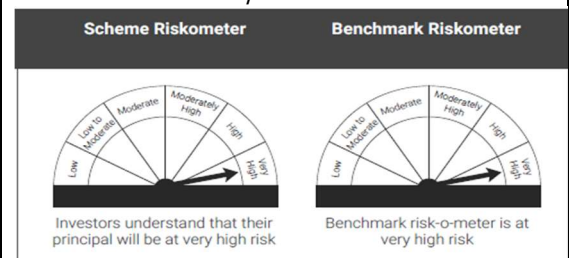
	Fund- Direct Plan- Growth	
Returns for the last 1 year	35.79%	26.91%
Returns for the last 3 years	-	-
Returns for the last 5 years	-	-
Returns Since Inception (22 Dec 2022)	35.19%	26.33%

Absolute Returns for each Financial Year for the last Five years – Direct Plan



Past performance may or may not be sustained in future and should not be used as a basis of comparison with other investments. Since inception returns of the scheme is calculated on face value of Rs. 10 invested at inception. Different Plans i.e. Regular Plan and Direct Plan under the scheme has different expense structure.

Note: Returns are absolute for period less than 1 year. Returns are compounded annualized for period more than or equal to 1 year. The returns are based on growth option NAVs. *The data is as on December 31, 2023. The benchmark for the Scheme is NIFTY 500 TRI. In case, the start date or the end date of the concerned period is a non-business day, the NAV of the previous business day is considered for computation of returns.



Additional scheme related disclosures																				
Portfolio Disclosure	<p>(a) TOP 10 HOLDINGS OF THE SCHEME</p> <p>Coforge Limited: 9.47%, Tata Consultancy Services Ltd: 7.96%, J B Chemicals and Pharma Ltd: 6.42%, L&T Technology Services Limited: 5.92%, Computer Age Management Services Limited: 5.79%, LTIMindtree Limited: 5.52%, Poonawalla Fincorp Limited: 5.45%, Jubilant Foodworks Ltd: 4.81%, Supreme Industries Limited: 4.48% Aditya Birla Capital Limited: 4.31%, Total: 60.13%</p> <p>(b) SECTOR WISE PORTFOLIO HOLDINGS OF THE SCHEME IT – Software: 24.67%, Pharmaceuticals & Biotechnology: 10.83%, Finance: 9.76%, Personal Products: 9.25%, Capital Markets: 8.45%, IT – Services: 5.92%, Consumer Durables: 5.83%, Leisure Services: 4.81%, Industrial Products: 4.48% Insurance: 4.11%, Interactive Media & Services: 2.69%, Auto Components: 1.22%, Transaction & Payment Processing Services 0.68%, TREPS, Cash, Cash Equivalents and Net Current Asset: 7.30%</p> <p>Website link for Monthly Portfolio Holding Please visit https://www.samcomf.com/StatutoryDisclosure to obtain Scheme’s latest monthly portfolio holding statement.</p> <p>(c) PORTFOLIO TURNOVER RATIO OF THE SCHEME: 0.12 times</p> <p>**Lower of sales or purchases divided by average AUM for last rolling 12 months.</p> <p>(II) THE AGGREGATE INVESTMENT (MARKET VALUE) IN THE SCHEME BY AMC’S BOARD OF DIRECTORS, SCHEME’S FUND MANAGER AND OTHER KEY MANAGERIAL PERSONNEL –</p> <table border="1" data-bbox="326 1430 943 1787"> <thead> <tr> <th>Sr. No.</th> <th>Category of Persons</th> <th>Net Asset Value of Units held as on December 31, 2023 (in Rs.)</th> </tr> </thead> <tbody> <tr> <td>i.</td> <td>AMC’s Board of Directors</td> <td>152,80,325</td> </tr> <tr> <td>ii.</td> <td>Concerned scheme’s Fund Manager(s)</td> <td>23,77,191</td> </tr> <tr> <td>iii.</td> <td>Other key managerial personnel</td> <td>51,63,045</td> </tr> </tbody> </table>	Sr. No.	Category of Persons	Net Asset Value of Units held as on December 31, 2023 (in Rs.)	i.	AMC’s Board of Directors	152,80,325	ii.	Concerned scheme’s Fund Manager(s)	23,77,191	iii.	Other key managerial personnel	51,63,045	<p>(a) TOP 10 HOLDINGS OF THE SCHEME</p> <p>Multi Commodity Exchange of India Ltd: 5.88%, Poonawalla Fincorp Limited: 5.44%, Suven Pharmaceuticals Limited: 5.40%, Central Depository Services (India) Limited: 4.47%, Godrej Industries Ltd: 3.56%, Emami Ltd: 3.45%, Coforge Limited: 3.07%, Colgate Palmolive India Ltd: 3.02% Procter & Gamble Hygiene and Health Care Ltd: 2.87%, Ajanta Pharma Ltd: 2.81%, Total: 39.97%</p> <p>(b) SECTOR WISE PORTFOLIO HOLDINGS OF THE SCHEME Pharmaceuticals & Biotechnology: 14.74%, Capital Markets 13.78%, Personal Products: 11.72%, Finance: 7.87%, IT – Software: 6.95%, Diversified: 5.96%, Leisure Services: 4.20%, Fertilizers & Agrochemicals: 2.45%, Banks: 2.41%, Auto Components: 2.20%, IT – Services: 1.93%, Chemicals & Petrochemicals: 1.65%, Consumer Durables: 1.44%, Industrial Products: 1.33%, Industrial Manufacturing: 0.90%, Cigarettes & Tobacco Products: 0.63%, TREPS, Cash, Cash Equivalents and Net Current Asset: 19.84%</p> <p>Website link for Monthly Portfolio Holding Please visit https://www.samcomf.com/StatutoryDisclosure to obtain Scheme’s latest monthly portfolio holding statement.</p> <p>(c) PORTFOLIO TURNOVER RATIO OF THE SCHEME: 0.01 times</p> <p>**Lower of sales or purchases divided by average AUM for last rolling 12 months.</p> <p>(II) THE AGGREGATE INVESTMENT (MARKET VALUE) IN THE SCHEME BY AMC’S BOARD OF DIRECTORS, SCHEME’S FUND MANAGER AND OTHER KEY MANAGERIAL PERSONNEL –</p> <table border="1" data-bbox="980 1640 1511 1906"> <thead> <tr> <th>Sr. No.</th> <th>Category of Persons</th> <th>Net Asset Value of Units held as on December 31, 2023 (in Rs.)</th> </tr> </thead> <tbody> <tr> <td>i.</td> <td>AMC’s Board of Directors</td> <td>-</td> </tr> </tbody> </table>	Sr. No.	Category of Persons	Net Asset Value of Units held as on December 31, 2023 (in Rs.)	i.	AMC’s Board of Directors	-
Sr. No.	Category of Persons	Net Asset Value of Units held as on December 31, 2023 (in Rs.)																		
i.	AMC’s Board of Directors	152,80,325																		
ii.	Concerned scheme’s Fund Manager(s)	23,77,191																		
iii.	Other key managerial personnel	51,63,045																		
Sr. No.	Category of Persons	Net Asset Value of Units held as on December 31, 2023 (in Rs.)																		
i.	AMC’s Board of Directors	-																		

		ii.	Concerned scheme's Fund Manager(s)	81,621
		iii.	Other key managerial personnel	5,07,475
Expenses of the scheme	Type of Load	Load chargeable (as %age of NAV)		
	Entry Load	Not Applicable		
	Exit Load	<p>2% if the investment is redeemed/switch out on or before 365 days from the date of allotment of units.</p> <p>1% if the investment is redeemed/switch out after 365 days but on or before 730 days from date of allotment of units.</p> <p>No Exit Load will be charged if investment is redeemed/switch out after 730 days from the date of allotment of units.</p>		
		Type of Load	Load chargeable (as %age of NAV)	
		Entry Load	Not Applicable	
		Exit Load	Nil	
	<p>The above-mentioned load structure shall also be applicable to the special products such as SIP, STP, SWP, switches, etc. offered by the AMC.</p> <p>For switches between the Plans i.e., between Regular and Direct Plan or vice versa, load will be charged by the scheme. Exit load charged to the investors will be credited back to the scheme net of GST. The Investor is requested to check the prevailing Load structure of the Scheme before investing.</p> <p>Pursuant to SEBI Master Circular No. SEBI/HO/IMD/IMD-PoD-1/P/CIR/2023/74 dated May 19, 2023 there shall be no entry Load for all Mutual Fund Schemes. The upfront commission on investment made by the investor, if any, shall be paid to the ARN Holder (AMFI registered Distributor) directly by the investor, based on the investor's assessment of various factors including service rendered by the ARN Holder.</p> <p>The Trustee/AMC reserves the right to change / modify the Load structure from a prospective date.</p> <p>Please refer page 32 for Recurring expenses.</p>			
Transaction charges	Please refer page 47 for details		Please refer page 47 for details	
Tax treatment for unit holders	Please refer page 48 for details		Please refer page 48 for details	
Daily Net Asset Value (NAV) publication	The AMC will calculate and disclose the NAVs on all business Days. The AMC shall update the NAVs on its website (www.samcomf.com) and of the Association of Mutual Funds in India (AMFI) (www.amfiindia.com) before		The AMC will calculate and disclose the NAVs on all the business Days. The AMC shall update the NAVs on its website (www.samcomf.com) and on the Association of Mutual Funds in India – AMFI	

	<p>11.00 p.m. on every Business Day (subject to following exception).</p> <p>In terms of clause 8.2 of SEBI Master Circular no. SEBI/HO/IMD/IMD-PoD-1 /P/CIR/2023/74 dated May 19, 2023, the AMC shall ensure that NAV of scheme is disclosed based on the value of underlying securities/ Funds as on the T day (i.e. date of investment in MF units in India). Accordingly, if the scheme has investment in Overseas securities, then the NAV shall be uploaded at AMFI before 10.00 a.m. on the immediately succeeding Business Day to capture same day price of underlying securities.</p>	(www.amfiindia.com) before 11.00 p.m. on every Business Day.
For investor grievances Please contact	Please refer page 48 for details	Please refer page 48 for details
Unit holder's information	Please refer page 48 for details	Please refer page 48 for details
Product Labelling/Risk-o-meter	Please refer page 50 for details	Please refer page 50 for details
Stamp Duty	Please refer page 50 for details	Please refer page 50 for details

Name of the Scheme	Samco Active Momentum Fund (An open-ended equity scheme following momentum theme)	Samco Dynamic Asset Allocation Fund (An open ended dynamic asset allocation fund)																																
Scheme Code	SAMC/O/E/THE/23/04/0004	SAMC/O/H/DAA/23/10/0005																																
Investment Objective	<p>The investment objective of the Scheme is to seek to generate long-term capital appreciation by investing in stocks showing strong momentum. Momentum stocks are such that exhibit positive price momentum – based on the phenomenon that stocks which have performed well in the past relative to other stocks (winners) continue to perform well in the future, and stocks that have performed relatively poorly (losers) continue to perform poorly.</p> <p>However, there can be no assurance or guarantee that the investment objective of the scheme would be achieved.</p>	<p>The investment objective of the Scheme is to generate income/long-term capital appreciation by investing in equity, equity derivatives, fixed income instruments and foreign securities. The allocation between equity instruments and fixed income will be managed dynamically so as to provide investors with long term capital appreciation while managing downside risk.</p> <p>However, there can be no assurance or guarantee that the investment objective of the scheme would be achieved.</p>																																
Asset allocation Pattern	<p>The asset allocation under the scheme will be follows:</p> <table border="1" data-bbox="326 856 967 1276"> <thead> <tr> <th rowspan="2">Instruments</th> <th colspan="2">Indicative allocations (% of total assets)</th> <th rowspan="2">Risk Profile</th> </tr> <tr> <th>Minimum</th> <th>Maximum</th> </tr> </thead> <tbody> <tr> <td>Equity & Equity related instruments of momentum theme</td> <td>80%</td> <td>100%</td> <td>High to Very High</td> </tr> <tr> <td>Equity and Equity related securities of other Companies</td> <td>0%</td> <td>20%</td> <td>High to Very High</td> </tr> <tr> <td>Debt and Money Market instruments</td> <td>0%</td> <td>20%</td> <td>Low to Moderate</td> </tr> </tbody> </table> <p>The Scheme may seek investment opportunities in foreign securities including ADRs / GDRs / Foreign equity subject to SEBI (MF) Regulations. Such Investment shall not exceed 20% of the net assets of the Scheme. Investment in Foreign Securities shall be in compliance with requirement of SEBI circular dated September 26, 2007, SEBI Circular No. SEBI/HO/IMD/DF3/CIR/P/2020/225 dated November 05, 2020, SEBI circular no. SEBI/HO/IMD/IMD-II/DOF3/P/CIR/2021/571 dated June 03, 2021 and other applicable regulatory guidelines.</p> <p>During the NFO, the scheme does not intend to invest in overseas securities. Further, the investment in overseas securities will be made after receipt of approval and release of limits from SEBI.</p> <p>The scheme may use 100% of net assets of Equity & Equity related instruments derivative exposure only for hedging purpose. Further, in case of other than hedging purpose, the scheme shall not exceed 50% of net assets of the equity component. For example, if the scheme uses 50% of net assets for hedging purpose then the scheme shall use other</p>	Instruments	Indicative allocations (% of total assets)		Risk Profile	Minimum	Maximum	Equity & Equity related instruments of momentum theme	80%	100%	High to Very High	Equity and Equity related securities of other Companies	0%	20%	High to Very High	Debt and Money Market instruments	0%	20%	Low to Moderate	<p>The asset allocation under the scheme will be follows:</p> <table border="1" data-bbox="1016 905 1552 1413"> <thead> <tr> <th rowspan="2">Instruments</th> <th colspan="2">Indicative allocations (% of net assets)</th> <th rowspan="2">Risk Profile</th> </tr> <tr> <th>Minimum</th> <th>Maximum</th> </tr> </thead> <tbody> <tr> <td>Equity & Equity related instruments including derivatives</td> <td>0%</td> <td>100%</td> <td>Very High</td> </tr> <tr> <td>Debt and Money Market Instruments, including Units of Debt oriented mutual fund schemes</td> <td>0%</td> <td>100%</td> <td>Low to Moderate</td> </tr> </tbody> </table> <p>The scheme may use 100% of net assets of Equity & Equity related instruments derivative exposure only for hedging purpose. Further, in case of other than hedging purpose, the scheme shall not exceed 50% of net assets. For example, if the scheme uses 50% of net assets for hedging purpose then the scheme shall use other 50% for other than hedging purpose and if the scheme uses 100% of net assets for hedging purpose then the scheme shall not use any exposure for other than hedging purpose. The Scheme may invest in fixed income derivatives instruments to the extent of 50% of the permissible allocation to debt assets permitted by the Regulations, including for the purpose of hedging and portfolio balancing, based on the opportunities</p>	Instruments	Indicative allocations (% of net assets)		Risk Profile	Minimum	Maximum	Equity & Equity related instruments including derivatives	0%	100%	Very High	Debt and Money Market Instruments, including Units of Debt oriented mutual fund schemes	0%	100%	Low to Moderate
Instruments	Indicative allocations (% of total assets)		Risk Profile																															
	Minimum	Maximum																																
Equity & Equity related instruments of momentum theme	80%	100%	High to Very High																															
Equity and Equity related securities of other Companies	0%	20%	High to Very High																															
Debt and Money Market instruments	0%	20%	Low to Moderate																															
Instruments	Indicative allocations (% of net assets)		Risk Profile																															
	Minimum	Maximum																																
Equity & Equity related instruments including derivatives	0%	100%	Very High																															
Debt and Money Market Instruments, including Units of Debt oriented mutual fund schemes	0%	100%	Low to Moderate																															

	<p>50% for other than hedging purpose and if the scheme uses 100% of net assets for hedging purpose then the scheme shall not use any exposure for other than hedging purpose.</p> <p>The Scheme shall not deploy more than 20% of its net assets in securities lending. In addition to the above limit, the Scheme shall not deploy more than 5% of the net assets in securities lending to any single intermediary.</p> <p>Cash or cash equivalents with residual maturity of less than 91 days may be treated as not creating any exposure. SEBI vide letter dated November 3, 2021 has clarified that Cash Equivalent shall consist of Government Securities, T-Bills and Repo on Government Securities.</p> <p>Further,</p> <ol style="list-style-type: none"> The Scheme shall not invest in units of overseas mutual funds, REITs and InvITs. The Scheme shall not invest in securitized debt, commodity derivatives, debt derivatives and repo in corporate bond; The scheme shall not participate in credit default swap transactions; The scheme shall not invest in structured obligations and credit enhancements; The scheme shall not invest in debt securities with special features as referred to in SEBI circular dated March 10, 2021, and debt instruments having credit enhancements or structured obligations. However, debt securities with government guarantee shall be excluded from such restriction. <p>The cumulative gross exposure through equity, debt (including money market instruments), derivative positions, other permitted securities/assets and such other securities/assets as may be permitted by the Board from time to time should not exceed 100% of the net assets of the scheme in accordance with SEBI circular no. Cir/MD/DF/11/2010 dated August 18, 2010 and March 04, 2021.</p> <p>Pursuant to SEBI circular No. SEBI/HO/IMD/DF2/CIR/P/2016/42 dated March 18, 2016, the Scheme may deploy NFO proceeds in Triparty Repo on Government securities or treasury bills (TREPS) before the closure of NFO period. However, the AMC shall not charge any investment management and advisory fees on funds deployed in TREPS during the NFO period.</p> <p>Pending deployment of the funds in securities in terms of investment objective of the Scheme, the AMC may park the funds of the Scheme in short term deposits of the Scheduled Commercial Banks, subject to the guidelines issued by SEBI from time to time.</p> <p>Please refer to page 31 for Timelines for rebalancing of portfolios.</p>	<p>available and subject to guidelines issued by SEBI from time to time.</p> <p>The Scheme may seek investment opportunities in foreign securities including ADRs / GDRs / Foreign equity and debt securities subject to the Clause 12.19 of SEBI Master Circular for Mutual Funds and any other circulars issued from time to time. Such investment shall not exceed 35% of the net assets of the Scheme.</p> <p>As per clause 12.19 of SEBI Master Circular no. SEBI/HO/IMD/IMD-PoD-1/P/CIR/2023/74 dated May 19, 2023, the aggregate ceiling for overseas investments is USD 7 billion as per the above SEBI circulars. Within the overall limit of USD 7 billion, mutual funds can make overseas investments subject to a maximum of USD 1 billion per mutual fund. The overall ceiling for investment in overseas ETFs that invest in Securities is USD 1 billion subject to a maximum of USD 300 million per mutual fund. However, in case the overall industry limit of US\$ 7 billion or such other limit as prescribed by SEBI has been breached, the Scheme would temporarily not invest in the overseas securities.</p> <p>The scheme shall not invest in overseas securities for a period of six months from the date of closure of NFO. Thereafter the investments in overseas securities will follow the norms for ongoing schemes as per Clause 12.19 of SEBI Master Circular dated May 19, 2023. On an ongoing basis, the AMC is allowed to invest in overseas securities upto 20% of the average Asset Under Management ('AUM') in overseas securities of the previous three calendar months subject to maximum limit as specified above. The above limits shall be considered as soft limits for the purpose of reporting only by Mutual Fund on monthly basis as per paragraph 12.19.1.3(d) of SEBI Master Circular for Mutual Funds dated May 19, 2023. Further, the investment in overseas securities will be made after receipt of approval and release of limits from SEBI.</p> <p>The Scheme may enter into repos/reverse repos as may be permitted by RBI. The Scheme shall participate in repo in corporate debt securities in accordance with the SEBI/RBI guidelines and any subsequent amendments thereto specified by SEBI and/or RBI from time to time. Gross exposure of the scheme to repo transactions in corporate debt securities shall not be more than 10% of the net assets of the scheme.</p> <p>The Scheme shall not deploy more than 20% of its net assets in securities lending. In addition to the above limit, the Scheme shall not deploy more than</p>
--	---	---

		<p>5% of the net assets in securities lending to any single intermediary.</p> <p>The Scheme may invest up to 35% of maximum permissible allocation to debt assets in securitized debt or structured obligations or credit enhancements. However, in accordance with clause 12.3 of SEBI Master Circular no. SEBI/HO/IMD/IMD-PoD-1/P/CIR/2023/74 dated May 19, 2023, investment in the following instruments shall not exceed 10% of the debt portfolio of the Scheme and the group exposure in such instruments shall not exceed 5% of the debt portfolio of the Scheme:</p> <ol style="list-style-type: none"> a. Unsupported rating of debt instruments (i.e. without factoring-in credit enhancements) is below investment grade; and b. Supported rating of debt instruments (i.e. after factoring-in credit enhancement) is above investment grade. <p>Further,</p> <ol style="list-style-type: none"> a. The Scheme shall not invest in credit default swaps and commodity derivatives. b. The scheme shall not invest in debt securities with special features i.e. AT1 & AT2 Bonds. However, debt securities with government guarantee shall be excluded from such restriction. <p>The cumulative gross exposure through equity, debt, foreign securities, derivative positions (including fixed income derivatives), other permitted securities/assets and such other securities/ assets as may be permitted by SEBI from time to time shall not exceed 100% of the net assets of the Scheme in accordance with SEBI Master Circular no. SEBI/HO/IMD/IMD-PoD-1/P/CIR/2023/74 dated May 19, 2023.</p> <p>However, cash or cash equivalents with residual maturity of less than 91 days may be treated as not creating any exposure in line with clause 12.25 of SEBI Master Circular no SEBI/HO/IMD/IMD-PoD-1/P/CIR/2023/74 dated May 19, 2023. Further, SEBI vide letter dated November 3, 2021 has clarified that Cash Equivalent shall consist of Government Securities, T-Bills and Repo on Government Securities.</p> <p>The Scheme may deploy NFO proceeds in Triparty Repo on Government securities or treasury bills (TREPS) before the closure of NFO period. However, the AMC shall not charge any investment management and advisory fees on funds deployed in TREPS during the NFO period.</p>
--	--	--

		<p>Pending deployment of the funds in securities in terms of investment objective of the Scheme, the AMC may park the funds of the Scheme in short term deposits of the Scheduled Commercial Banks, subject to the guidelines issued by SEBI from time to time.</p> <p>Please refer to page 31 for Timelines for rebalancing of portfolios.</p>
<p>Investment Strategy</p>	<p>The primary investment objective of the Scheme is to seek to generate long-term capital appreciation by investing in stocks showing strong momentum. Momentum stocks are such that exhibit positive price momentum – based on the phenomenon that stocks which have performed well in the past relative to other stocks (winners) continue to perform well in the future, and stocks that have performed relatively poorly (losers) continue to perform poorly. The momentum strategy is based on buy high, sell higher or alternatively, cut your losses and let your winners run.</p> <p>The scheme shall invest in stocks that exhibit momentum characteristics across market capitalisations i.e. Large Caps, Mid-Caps, Small Caps and Micro Cap companies. The fund intends to benefit from momentum in stock prices from short to medium term time frame. The fund makes trades based on trading signals generated by our intelligent algorithm. This algorithm has been developed by studying years of market data including price, volume, volatility, open interest, breakouts, relative strengths and correlations with appropriate weights on various data points. The Momentum investing is based on that gap in time that exists before mean reversion occurs. Momentum is usually seen in the short- to intermediate-term.</p> <p>Stock Selection: The scheme will look for stocks that exhibit momentum in price and/or earnings growth, in other words they are price leaders in specific period of time. The scheme will typically buy stocks when they exhibit strong price breakouts and exit stocks when they exhibit price weakness.</p> <p>Stocks in Momentum could be selected via Time Series Momentum or Relative Strength Momentum. Time-series momentum and cross-sectional momentum are two distinct measures used to evaluate the performance of stocks. Time-series momentum, also known as absolute momentum, assesses a stock's past performance by considering its own returns independently from the returns of other stocks. On the other hand, cross-sectional momentum, previously known as relative strength, measures a stock's performance in comparison to other stocks. A mix of methodologies to compute momentum are used which include but are not limited to Risk-adjusted Price Momentum, Momentum Strength Score & Momentum ratio.</p> <p>The scheme will involve active monitoring and may lead to changes in the portfolio involving both sale and purchase of</p>	<p>The Scheme will dynamically allocate its net assets to equity and equity related securities and debt instruments.</p> <p>The portfolio construct & asset allocation of the fund shall vary from 0% Net Equity – 100% Debt or 100% Net Equity – 0% Debt based on SAMCO's proprietary TRANSFORMER model.</p> <div data-bbox="1036 856 1523 1054" data-label="Diagram"> <p style="text-align: center;">Investment Strategy of Samco Dynamic Asset Allocation Fund</p> <pre> graph LR A[Asset Allocation between Equity & Debt using the TRANSFORMER Model - Determining Equity Allocation based on Primary Fund with adjustments based on mean reversion indicators] --> B[Net Equity Exposure] A --> C[Debt / Arbitrage Exposure] B --> D[Multiple Momentum Strategy based on Relative Strength] B --> E[EDMO - Equity-Debt Managed Credit Opportunities Model] </pre> </div> <p>The gross equity and equity related exposure would be normally maintained between 65%-100%, the net equity exposure can be brought down below 65% all the way to 0% through various derivative strategies to protect downside in volatile times. The equity exposure is thus dynamically managed and is increased when various factors are favourable towards equity as an asset class or is brought down when the factors are not favourable. The TRANSFORMER asset allocation model also has built-in trailing stop loss systems to cut risks and equity exposure to minimize drawdown in corrections and bear markets. Subject to the Regulations and the applicable guidelines, the Scheme may engage in Stock Lending activities.</p> <p>The principal asset allocation of the fund shall be determined based on momentum in equity markets and extreme mean reversion signals which shall be calculated using SAMCO's proprietary TRANSFORMER model. Fundamentally the scheme will operate based on trend following strategies i.e., when markets are in clear uptrends with lower volatility, equity allocations shall be higher and when markets are breaking down, in correction or bear market phases, net equity allocations shall be zero or at extremely low levels. Only in extremely panic or</p>

the existing stocks and purchase of new stocks, if any. The scheme shall own stocks diversified across sectors. Each stock shall be assigned a momentum score based on SAMCO's proprietary model that is based on variety of factors including price momentum, breakouts and for additional inputs, fundamental qualities such size, value and quality are also taken into consideration. The selection of stocks and their weightage is based on the momentum score, free float market cap and other factors.

The Fund will adapt to changing market conditions and increases the weight to current outperforming sectors. The scheme aims to overweight outperforming stocks/sectors relative to its parent Index and adapts itself as the market outperformers change. An illustration of momentum stock is a stock that usually breaks out of a defined support or resistance levels and is also exhibiting relative strength at the time of the breakout vis-a-vis other stocks.

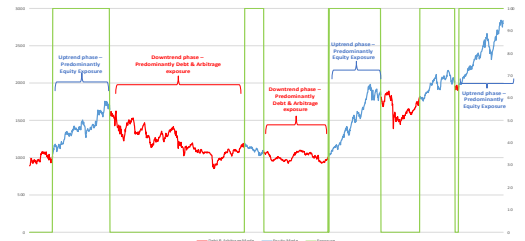


At times when overall markets exhibit overall downtrends or negative momentum, the scheme may use 100% of net assets of Equity & Equity related instruments derivative exposure only for hedging purpose. Further, in case of other than hedging purpose, the scheme shall not exceed 50% of net assets of the equity component. For example, if the scheme uses 50% of net assets for hedging purpose then the scheme shall use other 50% for other than hedging purpose and if the scheme uses 100% of net assets for hedging purpose then the scheme shall not use any exposure for other than hedging purpose. The scheme is expected to have annual turnover in excess of 100%, and will therefore employ optimization and other sophisticated techniques to keep transaction costs as low as possible. The Fund will maintain flexibility to trade opportunistically in order to strike a balance between maintaining the desired exposure to positive momentum while attempting to keep transaction costs low.

The Scheme may also invest a certain portion of its corpus in debt and money market securities. Investment in debt securities will be guided by credit quality, liquidity, interest rates and their outlook.

euphoric conditions, the scheme will move to mean reversion models and build equity exposure in bear markets or cut equity exposure in bull markets. Rebalancing based on the model shall happen on real time dynamic basis and will not follow a monthly/quarterly rebalancing model.

An illustration of how the TRANSFORMER model will move from Equity to Debt & Arbitrage Strategies



T	Trends in Equity Markets	The Fundamental determinant of equity allocation shall be based on market trends. SAMCO's internal models divide the markets into 4 phases – Stage 1 – Consolidation & Accumulation, Stage 2 – Acceleration & Uptrends, Stage 3 – Distribution & Stage 4 – Downtrend or Decelerations. Net Equity Allocations shall be low to moderate in Stages 1, 3 and shall typically be higher in Stage 2. In Stage 4, Net Equity Allocations shall be near zero.
R	Rate Spread in Bond Yields	Credit Spreads between government bonds and low rated/ junk bonds are used to identify the risk appetite of the markets. Extreme readings act as mean reversion indicators to manage asset allocation
A	Averages such as SMA/EMA and deviation of price from averages thereof	It's useful to look at stock market levels compared to where they've been over the past few months. When the NIFTY is above its moving or rolling average of the prior 50/100/200 trading days, that's a sign of positive momentum and vice versa.

			This is used to understand the health of the trend.
		N	<p>Net new 52-week highs and lows</p> <p>This shows the number of stocks on the NSE/BSE at 52-week highs compared to those at 52-week lows. When there are many more highs than lows, it implies that the market health is good and conducive for higher equity allocations & vice versa.</p>
		S	<p>Stock Price Breadth & Volumes</p> <p>This measure looks at the amount, or volume, of shares on the NSE/BSE that are rising compared to the number of shares that are falling.</p>
		F	<p>Fed Funds Rates & Yield curve</p> <p>The Federal Funds Rate, set by the Federal Reserve (the central bank of the United States), is the interest rate at which depository institutions lend reserve balances to other depository institutions overnight on an uncollateralized basis. The rate is a crucial component of the monetary policy, and its changes can have a significant impact on both debt and equity markets. The same is used in debt strategies for monitoring credit spreads, in equity strategies for computing discount rates and as a part of asset allocation model to compute the relative strength and attractiveness of debt & equity.</p>
		O	<p>Options Volatility & VIX</p> <p>The India VIX that is computed from the prices people are willing to pay for options on the Nifty, a group of important Indian stocks is an important indicator of the expected volatility in the markets. Typically, a VIX trending down implies stable markets and equity allocations can be higher and vice versa. Extreme readings on the VIX also act as mean reversion indicators for the model.</p>
		R	<p>Relative Strength across</p> <p>Within Asset Classes, relative strength i.e., near term performance shall be</p>

			used to determine asset allocations between Large/Small/Mid-Caps and sectoral allocations.
		M	Market Cap to GDP Valuations & Money Supply The Market cap / GDP ratio is used as a mean reversion indicator to identify extreme levels of panic and euphoria.
		E	Equity Earnings Yields The Equity Earnings Yields & their ratio with bond yields are used to determine equity valuations compared and used as a mean reversion indicator. Extreme values on either end of the spectrum act as rebalance indicator for asset reallocation.
		R	Rolling Returns on Trailing basis & Retail trading activity Rolling returns on leading broad market indices & sectoral indices are used as mean reversion indicators. Extreme deviations from the mean act as indicators to reduce/increase allocations to equity.
		<p>Equity & Equity Derivatives allocation:</p> <p>Once the TRANSFORMER model determines the net Equity asset allocation levels, the equity allocation at a stock specific level shall be based on a multi-cap momentum strategy. Stocks shall be selected across market capitalizations i.e., Large Caps, Mid-Caps, Small Caps and Microcap companies using cross-sectional momentum, also known as relative strength, measures a stock's performance in comparison to other stocks. Stocks that rank high on relative momentum score shall form a part of the portfolio. The scheme may also invest in foreign securities including ADRs/GDRs, etc based on market conditions.</p> <p>When the net Equity allocation as per the TRANSFORMER model falls below 65%, lower equity allocation shall be achieved by appropriate hedging strategies which reduce net equity exposure while maintaining a higher gross exposure.</p> <p>Debt Strategies:</p> <p>The fixed income portion of the fund shall endeavor to generate stable returns by investing in debt & money market instruments across the yield curve & credit spectrum using the SAMCO's Equity-Debt Mispriced Credit Opportunities Model. An active</p>	

		<p>management approach for credit & duration management shall be taken achieve diversification and balance risk and return objectives. The fund manager will seek to play out the yield curve and exploit anomalies if any in portfolio construction after analyzing the macro-economic environment including future course of system liquidity, interest rates and inflation along with other considerations in the economy and markets.</p> <p>The fund also endeavours to take advantage of opportunities arising from the credit spectrum. Historically, the spread between AAA and AA is dynamic and changes over time. The fund manager can dynamically change the portfolio credit composition to take advantage of these opportunities.</p> <p>The Equity-Debt Mispriced Credit Opportunities Model uses changes in equity prices of listed issuers as leading indicators for upgrade/downgrade credit events. We endeavour to avoid taking exposures where there is a risk of downgrade and take exposure in cases where we think there is a potential for an upgrade. The fund will aim to take advantage of these opportunities from credit spreads as well as potential from rating migrations.</p> <p>The fund manager will try to allocate assets of the scheme between various fixed income instruments taking into consideration the prevailing interest rate scenario, the liquidity of the different instruments and maintain a diversified portfolio with the objective of achieving stable risk adjusted returns. While investing the fund manager will keep in mind the yield structure of different asset classes (e.g. the sovereign yield curve and the corporate bond yield curve) as well as kinks within a particular yield curve (e.g. the different points of the sovereign yield curve).</p> <p>Though every endeavour will be made to achieve the objectives of the Scheme, the AMC/Sponsor/Trustees do not guarantee that the investment objectives of the Scheme will be achieved. No guaranteed returns are being offered under the Scheme.</p>
<p>Risk profile of the scheme</p>	<p>Mutual Fund Units involve investment risks including the possible loss of principal. Please read the SID carefully for details on risk factors before investment.</p> <p>Scheme specific Risk Factors are summarized below:</p> <p>The scheme may invest in stocks that exhibit momentum in price and/or earnings growth. However, the stocks may continue to languish and may not attain the anticipated price. The scheme is subject to investment style risk; the schemes'</p>	<p>Mutual Fund Units involve investment risks including the possible loss of principal. Please read the SID carefully for details on risk factors before investment.</p> <p>Scheme specific Risk Factors are summarized below:</p> <p>Different types of securities in which the Scheme would invest as given in the Scheme Information</p>

	<p>performance may not be in line with the general market in scenarios of strong upward or downward cycles. Further, the prices of securities invested by the scheme may not behave as expected by Fund Manager; this may affect the returns of the scheme adversely. The scheme will involve active monitoring and may lead to changes in the portfolio involving both sale and purchase of the existing stocks and purchase of new stocks, if any.</p> <p>Risks associated with investments in Equity and Equity related instruments:</p> <p>Investments in equity and equity related securities involve a degree of risk and investors should not invest in equity schemes unless they afford to take the risk of losing their investment. Equity instruments by nature are volatile and prone to price fluctuations on a daily basis due to both micro and macro factors. Volatility in the capital markets, changes in policies of the Government, taxation laws or any other political and economic development may negatively affect the prices of the securities invested in by the Scheme. Trading volumes, settlement periods and transfer procedures may restrict the liquidity of some of the investments. The Scheme may inter-alia also may be exposed to the risk arising from over exposure to few securities/issuers/sectors.</p> <p>Risks associated with Derivatives</p> <p>The Scheme may invest in derivative products in accordance with and to the extent permitted under the Regulations. The use of derivatives requires an understanding of the underlying instruments and the derivatives themselves. The risk of investments in derivatives includes mispricing or improper valuation and the inability of derivatives to correlate perfectly with underlying assets, rates and indices.</p> <p>Risk Associated with covered call strategy</p> <p>The Scheme may write covered call option only in case it has adequate number of underlying equity shares as per regulatory requirement. This would lead to setting aside a portion of investment in underlying equity shares. If covered call options are sold to the maximum extent allowed by regulatory authority, the Scheme may not be able to sell the underlying equity shares immediately if the view changes to sell and exit the stock. The covered call options need to be unwound before the stock positions can be liquidated. This may lead to a loss of opportunity, or can cause exit issues if the strike price at which the call option contracts have been written become illiquid. Hence, the Scheme may not be able to sell the underlying equity shares, which can lead to temporary illiquidity of the underlying equity shares and result in loss of opportunity.</p> <p>Risks associated with investments in Fixed Income Securities:</p>	<p>Document carry different levels and types of risk. Accordingly, the Scheme's risk may increase or decrease depending upon its investment pattern.</p> <p>Risks associated with investments in Equity and Equity related instruments:</p> <p>Investments in equity and equity related securities involve a degree of risk and investors should not invest in equity schemes unless they afford to take the risk of losing their investment. Equity instruments by nature are volatile and prone to price fluctuations on a daily basis due to both micro and macro factors. Volatility in the capital markets, changes in policies of the Government, taxation laws or any other political and economic development may negatively affect the prices of the securities invested in by the Scheme. Trading volumes, settlement periods and transfer procedures may restrict the liquidity of some of the investments. The Scheme may inter-alia also may be exposed to the risk arising from over exposure to few securities/issuers/sectors.</p> <p>Risks associated with Derivatives</p> <p>The Scheme may invest in derivative products in accordance with and to the extent permitted under the Regulations. The use of derivatives requires an understanding of the underlying instruments and the derivatives themselves. The risk of investments in derivatives includes mispricing or improper valuation and the inability of derivatives to correlate perfectly with underlying assets, rates and indices.</p> <p>Risk Associated with covered call strategy</p> <p>The Scheme may write covered call option only in case it has adequate number of underlying equity shares as per regulatory requirement. This would lead to setting aside a portion of investment in underlying equity shares. If covered call options are sold to the maximum extent allowed by regulatory authority, the Scheme may not be able to sell the underlying equity shares immediately if the view changes to sell and exit the stock. The covered call options need to be unwound before the stock positions can be liquidated. This may lead to a loss of opportunity, or can cause exit issues if the strike price at which the call option contracts have been written become illiquid. Hence, the Scheme may not be able to sell the underlying equity shares, which can lead to temporary illiquidity of the underlying equity shares and result in loss of opportunity.</p> <p>Risks associated with investments in Fixed Income Securities:</p>
--	--	--

	<p>The NAV of the Scheme, to the extent invested in fixed income securities, will be affected by changes in the interest rates due to various factors such as government borrowing, inflation, economic performance etc. The NAV of the Scheme is expected to increase from a fall in interest rates while it would be adversely affected by an increase in the level of interest rates. Investments in Fixed Income securities may inter-alia carry Re-investment Risk, Spread Risk, Credit/Default Risk, Liquidity Risk, Prepayment Risk, etc.</p> <p>Risk associated with investing in Foreign Securities</p> <p>Subject to necessary regulatory approvals and within the investment objectives of the Scheme, the Scheme may invest in overseas markets which carry risks related to fluctuations in the foreign exchange rates, the nature of the securities market of the country, repatriation of capital due to exchange controls and political circumstances. It is AMC's belief that investment in foreign securities offer new investment and portfolio diversification opportunities into multi-market and multicurrency products. However, such investments also entail additional risks. Such investment opportunities may be pursued by AMC provided they are considered appropriate in terms of the overall investment objectives of the Scheme. Since the Scheme may invest only partially in foreign securities, there may not be readily available and widely accepted benchmarks to measure performance of the Scheme.</p> <p>Risks associated with Short Selling & Securities Lending</p> <p>Securities Lending is a lending of securities through an approved intermediary to a borrower under an agreement for a specified period with the condition that the borrower will return equivalent securities of the same type or class at the end of the specified period along with the corporate benefits accruing on the securities borrowed. There are risks inherent in securities lending, including the risk of failure of the other party, in this case the approved intermediary to comply with the terms of the agreement. Such failure can result in a possible loss of rights to the collateral, the inability of the approved intermediary to return the securities deposited by the lender and the possible loss of corporate benefits accruing thereon.</p> <p>Short-selling is the sale of shares or securities that the seller does not own at the time of trading. Instead, he borrows it from someone who already owns it. Later, the short seller buys back the stock/security he shorted and returns the stock/security to the lender to close out the loan. The inherent risks are Counterparty risk and liquidity risk of the stock/security being borrowed. The security being short sold might be illiquid or become illiquid and covering of the security might occur at a much higher price level than anticipated, leading to losses.</p> <p>Risks associated with investing in Securities Segment and Tri-party Repo trade settlement</p>	<p>The NAV of the Scheme, to the extent invested in fixed income securities, will be affected by changes in the interest rates due to various factors such as government borrowing, inflation, economic performance etc. The NAV of the Scheme is expected to increase from a fall in interest rates while it would be adversely affected by an increase in the level of interest rates. Investments in Fixed Income securities may inter-alia carry Re-investment Risk, Spread Risk, Credit/Default Risk, Liquidity Risk, Prepayment Risk, etc.</p> <p>Risk associated with investing in Foreign Securities</p> <p>Subject to necessary regulatory approvals and within the investment objectives of the Scheme, the Scheme may invest in overseas markets which carry risks related to fluctuations in the foreign exchange rates, the nature of the securities market of the country, repatriation of capital due to exchange controls and political circumstances. It is AMC's belief that investment in foreign securities offer new investment and portfolio diversification opportunities into multi-market and multicurrency products. However, such investments also entail additional risks. Such investment opportunities may be pursued by AMC provided they are considered appropriate in terms of the overall investment objectives of the Scheme. Since the Scheme may invest only partially in foreign securities, there may not be readily available and widely accepted benchmarks to measure performance of the Scheme.</p> <p>Risks associated with Short Selling & Securities Lending</p> <p>Securities Lending is a lending of securities through an approved intermediary to a borrower under an agreement for a specified period with the condition that the borrower will return equivalent securities of the same type or class at the end of the specified period along with the corporate benefits accruing on the securities borrowed. There are risks inherent in securities lending, including the risk of failure of the other party, in this case the approved intermediary to comply with the terms of the agreement. Such failure can result in a possible loss of rights to the collateral, the inability of the approved intermediary to return the securities deposited by the lender and the possible loss of corporate benefits accruing thereon.</p> <p>Short-selling is the sale of shares or securities that the seller does not own at the time of trading. Instead, he borrows it from someone who already owns it. Later, the short seller buys back the</p>
--	--	--

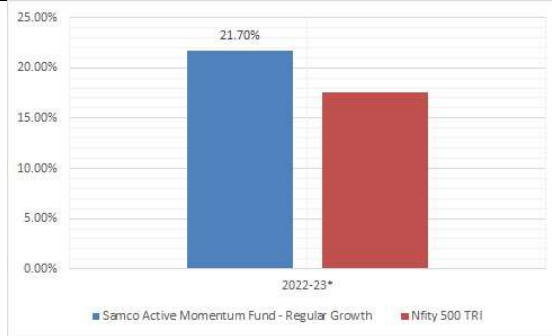
	<p>The mutual fund is exposed to the extent of its contribution to the default fund of CCIL at any given point in time i.e. in the event that the default waterfall is triggered and the contribution of the mutual fund is called upon to absorb settlement/default losses of another member by CCIL, the scheme may lose an amount equivalent to its contribution to the default fund.</p> <p>Risks associated with transaction in Units through stock exchange(s):</p> <p>In respect of transaction in Units of the Scheme through Bombay Stock Exchange (“BSE”) and / or National Stock Exchange (“NSE”), allotment and redemption of Units on any Business Day will depend upon the order processing / settlement by NSE and / or BSE and their respective clearing corporations on which the Fund has no control.</p> <p>Risks associated with Restrictions on Redemption:</p> <p>The Trustee and the AMC may impose restrictions on redemptions when there are circumstances leading to a systemic crisis or event that severely constricts market liquidity or the efficient functioning of markets. Accordingly, such restriction may affect the liquidity of the Scheme and there may be a delay in investors receiving part of their redemption proceeds.</p> <p>Risks associated with Segregated portfolio:</p> <p>The AMC / Trustee shall decide on creation of segregated portfolio of the Scheme in case of a credit event at issuer level i.e. downgrade in credit rating by a Credit Rating Agencies (CRA) or actual default of either the interest or principal amount, in case of its unrated debt or money market instruments. Accordingly, Investor holding units of segregated portfolio may not able to liquidate their holding till the time recovery of money from the issuer. The Security comprises of segregated portfolio may not realise any value.</p> <p>Further, listing of units of segregated portfolio in recognised stock exchange does not necessarily guarantee their liquidity. There may not be active trading of units in the stock market. Further trading price of units on the stock market may be significantly lower than the prevailing NAV.</p> <p>Please refer the SID for further details.</p>	<p>stock/security he shorted and returns the stock/security to the lender to close out the loan. The inherent risks are Counterparty risk and liquidity risk of the stock/security being borrowed. The security being short sold might be illiquid or become illiquid and covering of the security might occur at a much higher price level than anticipated, leading to losses.</p> <p>Risks associated with investing in Securities Segment and Tri-party Repo trade settlement</p> <p>The mutual fund is exposed to the extent of its contribution to the default fund of CCIL at any given point in time i.e. in the event that the default waterfall is triggered and the contribution of the mutual fund is called upon to absorb settlement/default losses of another member by CCIL, the scheme may lose an amount equivalent to its contribution to the default fund.</p> <p>Risks associated with transaction in Units through stock exchange(s):</p> <p>In respect of transaction in Units of the Scheme through Bombay Stock Exchange (“BSE”) and / or National Stock Exchange (“NSE”), allotment and redemption of Units on any Business Day will depend upon the order processing / settlement by NSE and / or BSE and their respective clearing corporations on which the Fund has no control.</p> <p>Risks associated with Restrictions on Redemption:</p> <p>The Trustee and the AMC may impose restrictions on redemptions when there are circumstances leading to a systemic crisis or event that severely constricts market liquidity or the efficient functioning of markets. Accordingly, such restriction may affect the liquidity of the Scheme and there may be a delay in investors receiving part of their redemption proceeds.</p> <p>Risks associated with Segregated portfolio:</p> <p>The AMC / Trustee shall decide on creation of segregated portfolio of the Scheme in case of a credit event at issuer level i.e. downgrade in credit rating by a Credit Rating Agencies (CRA) or actual default of either the interest or principal amount, in case of its unrated debt or money market instruments. Accordingly, Investor holding units of segregated portfolio may not able to liquidate their holding till the time recovery of money from the issuer. The Security comprises of segregated portfolio may not realise any value.</p>
--	--	---

		<p>Further, listing of units of segregated portfolio in recognised stock exchange does not necessarily guarantee their liquidity. There may not be active trading of units in the stock market. Further trading price of units on the stock market may be significantly lower than the prevailing NAV.</p> <p>Please refer the SID for further details.</p>
Risk Control	<p>Investments in Equity and equity related instruments including derivatives, debt and money market instruments carry various risks such as inability to sell securities, trading volumes and settlement periods, market risk, interest rate risk, liquidity risk, default risk, reinvestment risk etc. Whilst such risks cannot be eliminated, they may be mitigated by diversification and hedging.</p> <p>In order to mitigate the various risks, the portfolio of the Scheme will be constructed in accordance with the investment restriction specified under the Regulations which would help in mitigating certain risks relating to investments in securities market.</p> <p>Further, the AMC has necessary framework in place for risk mitigation at an enterprise level. The Risk Management division is an independent division within the organization. Internal limits are defined and judiciously monitored. Risk indicators on various parameters are computed and are monitored on a regular basis. There is a Board level Committee, the Risk Management Committee of the Board, which enables a dedicated focus on risk factors and the relevant risk mitigates.</p> <p>Please refer the SID for further details.</p>	<p>Investments in Equity and equity related instruments including derivatives, debt and money market instruments carry various risks such as inability to sell securities, trading volumes and settlement periods, market risk, interest rate risk, liquidity risk, default risk, reinvestment risk etc. Whilst such risks cannot be eliminated, they may be mitigated by diversification and hedging. In order to mitigate the various risks, the portfolio of the Scheme will be constructed in accordance with the investment restriction specified under the Regulations which would help in mitigating certain risks relating to investments in securities market.</p> <p>Further, the AMC has necessary framework in place for risk mitigation at an enterprise level. The Risk Management division is an independent division within the organization. Internal limits are defined and judiciously monitored. Risk indicators on various parameters are computed and are monitored on a regular basis. There is a Board level Committee, the Risk Management Committee of the Board, which enables a dedicated focus on risk factors and the relevant risk mitigates.</p> <p>Please refer the SID for further details</p>
Plans and Options	<p>The Scheme offers the following Plans: Samco Active Momentum Fund – Regular Plan Samco Active Momentum Fund – Direct Plan</p> <p>Regular Plan is available for all type of investors investing through a Distributor. Direct Plan is only for investors who purchase /subscribe Units in a Scheme directly with the Fund and is not available for investors who route their investments through a Distributor. All the plans will have common portfolio.</p> <p>Please refer to page 46 for Default Plan details.</p>	<p>The Scheme offers the following Plans: Samco Dynamic Asset Allocation Fund – Regular Plan Samco Dynamic Asset Allocation Fund – Direct Plan</p> <p>Regular Plan is available for all type of investors investing through a Distributor. Direct Plan is only for investors who purchase /subscribe Units in a Scheme directly with the Fund and is not available for investors who route their investments through a Distributor. All the plans will have common portfolio.</p> <p>The scheme offers the following Options under each of the above-mentioned Plans:</p> <ul style="list-style-type: none"> • Growth option • Income Distribution cum Capital Withdrawal (IDCW) Option <p>The Income Distribution cum Capital Withdrawal Option has the following facilities:</p>

		<ul style="list-style-type: none"> • Reinvestment of Income Distribution cum Capital Withdrawal Option • Payout of Income Distribution cum Capital Withdrawal Option • Transfer of Income Distribution cum Capital Withdrawal Plan <p>Each plan offers only Growth Option. Please refer to page 46 for Default Plan details.</p>												
Applicable NAV	Please refer page 31 for details	Please refer page 31 for details												
Minimum application and redemption amount/ number of units	<table border="1"> <thead> <tr> <th>Purchase</th> <th>Additional Purchase</th> <th>Repurchase</th> </tr> </thead> <tbody> <tr> <td>₹ 5000/- and in multiples of ₹ 1 thereafter</td> <td>₹ 500 and multiples of ₹ 1 thereafter</td> <td>There will be no minimum redemption criteria</td> </tr> </tbody> </table> <p>For details of investment/transaction through SIP/ STP/ SWP facility please refer to the SID.</p>	Purchase	Additional Purchase	Repurchase	₹ 5000/- and in multiples of ₹ 1 thereafter	₹ 500 and multiples of ₹ 1 thereafter	There will be no minimum redemption criteria	<table border="1"> <thead> <tr> <th>Purchase</th> <th>Additional Purchase</th> <th>Repurchase</th> </tr> </thead> <tbody> <tr> <td>₹ 5000/- and in multiples of ₹ 1 thereafter</td> <td>₹ 500 and multiples of ₹ 1 thereafter</td> <td>There will be no minimum redemption criteria</td> </tr> </tbody> </table> <p>For details of investment/transaction through SIP/STP/SWP facility please refer to the SID.</p>	Purchase	Additional Purchase	Repurchase	₹ 5000/- and in multiples of ₹ 1 thereafter	₹ 500 and multiples of ₹ 1 thereafter	There will be no minimum redemption criteria
	Purchase	Additional Purchase	Repurchase											
₹ 5000/- and in multiples of ₹ 1 thereafter	₹ 500 and multiples of ₹ 1 thereafter	There will be no minimum redemption criteria												
Purchase	Additional Purchase	Repurchase												
₹ 5000/- and in multiples of ₹ 1 thereafter	₹ 500 and multiples of ₹ 1 thereafter	There will be no minimum redemption criteria												
Despatch of repurchase (redemption, repurchase proceeds/ IDCW) request	The redemption proceeds shall be dispatched to the unit holders within 3 working days from the receipt of the valid redemption request at the Authorised Centre of Samco Mutual Fund.	<p>Under normal circumstances, the redemption or repurchase proceeds shall be dispatched to the unitholders within 3 working days from the date of redemption or repurchase and the IDCW warrants shall be dispatched to the unitholders within 7 working days from the record date.</p> <p>The AMC shall be liable to pay interest to the unitholders at such rate as may be specified by SEBI for the period of such delay (presently @ 15% per annum).</p> <p>However, the AMC will not be liable to pay any interest or compensation or any amount otherwise, in case the AMC / Trustee is required to obtain from the investor / unitholders, verification of identity or such other details relating to subscription for units under any applicable law or as may be requested by a regulatory body or any government authority, which may result in delay in processing the application.</p>												
Benchmark index	Nifty 500 TRI	NIFTY50 Hybrid Composite Debt 50: 50 Index												
Income Distribution cum Capital Withdrawal Policy	N.A.	<p>The Trustee will endeavour to declare IDCW under the Income Distribution cum Capital Withdrawal Option, subject to availability of distributable surplus calculated in accordance with the Regulations.</p> <p>IDCW Declaration Procedure: -</p> <p>The procedure for IDCW distribution would be as under:</p>												

	<p>The quantum of IDCW and the record date may be fixed by the Trustee in their meeting. IDCW so decided shall be paid subject to availability of distributable surplus. Record date is the date that will be considered for the purpose of determining the eligibility of investors whose name appears on the register of unitholders.</p> <p>The AMC shall issue a notice to the public communicating the decision of IDCW declaration including the record date, within one calendar day of the decision of the Trustee, in one English daily newspaper having nationwide circulation as well as in a newspaper published in the language of the region where the head office of the Mutual Fund is situated.</p> <p>The Record Date will be 5 calendar days from the date of publication in at least one English newspaper or in a newspaper published in the language of the region where the Head Office of the mutual fund is situated, whichever is issued earlier.</p> <p>IDCW Distribution Procedure: -</p> <p>The IDCW proceeds will be paid by way of cheque, IDCW Warrants / Direct Credit / National Electronic Fund Transfer (NEFT) / Real Time Gross Settlement (RTGS) / National Electronic Clearing System (NECS) or any other manner to the unitholder's bank account as recorded in the Registrar's records. The AMC, at its discretion at a later date, may choose to alter or add other modes of payment.</p> <p>In case of Units under the Income Distribution cum Capital Withdrawal Option held in dematerialised mode, the IDCW pay-out will be credited to the bank account of the investor, as per the bank account details recorded with the DP.</p> <p>Effect of IDCW:</p> <p>The investors should note that the Fund does not assure or guarantee declaration of IDCW under the Income Distribution cum Capital Withdrawal Option. The actual declaration of IDCW, frequency and the rate of IDCW will inter alia, depend on availability of distributable surplus calculated in accordance with SEBI (MF) Regulations and the decisions of the Trustee shall be final in this regard. There is no assurance or guarantee to the unitholders as to the rate of IDCW nor that the IDCW will be paid regularly. Post declaration of IDCW, the NAV of the Units under the Income Distribution cum Capital Withdrawal Option will stand reduced by the amount of IDCW declared and applicable surcharge/cess/any other statutory levy.</p>
--	---

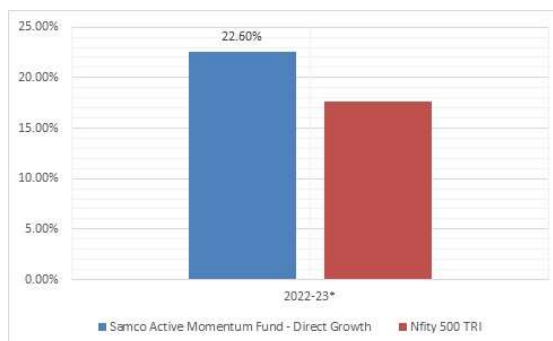
		<p>Even though the asset portfolio will be common at the scheme level, the NAVs of the growth option and Income Distribution cum Capital Withdrawal Option in each respective Plan under the Scheme will be distinctly different after declaration of the first IDCW to the extent of distributed income, applicable tax and statutory levy, if any, and expenses relating to the distribution of the IDCW.</p> <p>All the IDCW declaration and payments shall be in accordance and in compliance with SEBI regulations, as amended from time to time.</p>															
Name of fund managers	Mr. Paras Matalia Mr. Umeshkumar Mehta Mr. Dhawal Ghanshyam Dhanani (Dedicated Fund Manager for overseas investments)	Mr. Paras Matalia - Equity Portion Mr. Umeshkumar Mehta - Equity Portion Mr. Abhiroop Mukherjee - Debt Portion Mr. Dhawal Ghanshyam Dhanani - Dedicated Fund Manager for overseas investments															
Name of the Trustee	Samco Trustee Private Limited	Samco Trustee Private Limited															
Performance of the scheme	<p>Performance of Samco Active Momentum Fund – Regular Plan - Growth as at December 31, 2023 is as follows:</p> <table border="1"> <thead> <tr> <th>Period</th> <th>Samco Active Momentum Fund- Regular Plan- Growth</th> <th>Nifty 500 TRI</th> </tr> </thead> <tbody> <tr> <td>Returns for the last 1 year</td> <td>---</td> <td>---</td> </tr> <tr> <td>Returns for the last 3 years</td> <td>---</td> <td>---</td> </tr> <tr> <td>Returns for the last 5 years</td> <td>---</td> <td>---</td> </tr> <tr> <td>Returns Since Inception (5 July 2023)</td> <td>21.70%</td> <td>17.59%</td> </tr> </tbody> </table> <p>Absolute Returns for each Financial Year for the last Five years – Regular Plan</p>	Period	Samco Active Momentum Fund- Regular Plan- Growth	Nifty 500 TRI	Returns for the last 1 year	---	---	Returns for the last 3 years	---	---	Returns for the last 5 years	---	---	Returns Since Inception (5 July 2023)	21.70%	17.59%	
Period	Samco Active Momentum Fund- Regular Plan- Growth	Nifty 500 TRI															
Returns for the last 1 year	---	---															
Returns for the last 3 years	---	---															
Returns for the last 5 years	---	---															
Returns Since Inception (5 July 2023)	21.70%	17.59%															



Performance of Samco Active Momentum Fund – Direct Plan - Growth as at December 31, 2023 is as follows

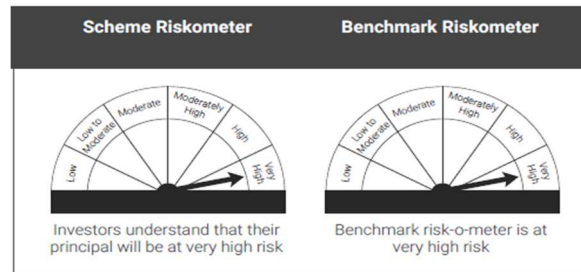
Period	Samco Active Momentum Fund- Direct Plan- Growth	Nifty 500 TRI
Returns for the last 1 year	---	---
Returns for the last 3 years	---	---
Returns for the last 5 years	---	---
Returns Since Inception (5 July 2023)	22.60%	17.59%

Absolute Returns for each Financial Year for the last Five years – Direct Plan



Samco Active Momentum Fund has not completed 1 year, accordingly, absolute annualised returns are shown. Past performance may or may not be sustained in future and should not be used as a basis of comparison with other investments.

Different Plans i.e. Regular Plan and Direct Plan under the scheme has different expense structure.



Additional scheme related disclosures

Portfolio Disclosure

(a) TOP 10 HOLDINGS OF THE SCHEME

Man Infraconstruction Ltd: 6.75%, Swan Energy Limited: 6.22%, Ajanta Pharma Ltd: 4.17%, Inox Wind Ltd: 4.04%, CreditAccess Grameen Limited: 3.84%, Power Finance Corporation Ltd: 3.63%, Tips Industries Ltd.: 3.57%, FDC Limited: 3.40%, Ratnamani Metals and Tubes Ltd: 3.36%
REC Limited: 3.35%, **Total: 42.33%**

(b) SECTOR WISE PORTFOLIO HOLDINGS OF THE SCHEME

Finance 14.08%, Construction: 8.70%, Pharmaceuticals & Biotechnology: 8.10%, Realty: 6.22%, Industrial Products: 5.87%, Power: 5.33%, Industrial Manufacturing: 4.36%, Electrical Equipment: 4.04%, Entertainment: 3.57%, Food Products: 3.06%, Beverages: 2.83%, IT-Software: 2.55%, Cement & Cement Products: 2.12%, Capital Markets: 1.82%, IT – Services: 1.76%, Automobiles: 1.35%, Diversified: 1.34%, Ferrous Metals: 1.30%, Personal Products: 1.30%, Agricultural Food & other Products: 0.98%, Textiles & Apparels : 0.78%, Aerospace & Defense: 0.57%, Commercial Services & Supplies: 0.47%, Petroleum Products: 0.28%, TREPS, Cash, Cash Equivalents and Net Current Asset: 17.22%

Website link for Monthly Portfolio Holding Please visit <https://www.samcomf.com/StatutoryDisclosure> to obtain Scheme's latest monthly portfolio holding statement.

(c) PORTFOLIO TURNOVER RATIO OF THE SCHEME

The scheme is in existence for less than one year and hence, the Portfolio turnover ratio is not shown.

(II) THE AGGREGATE INVESTMENT (MARKET VALUE) IN THE SCHEME BY AMC'S BOARD OF DIRECTORS, SCHEME'S

(a) TOP 10 HOLDINGS OF THE SCHEME

NA

(b) SECTOR WISE PORTFOLIO HOLDINGS OF THE SCHEME

NA

Website link for Monthly Portfolio Holding Please visit <https://www.samcomf.com/StatutoryDisclosure> to obtain Scheme's latest monthly portfolio holding statement.

(c) PORTFOLIO TURNOVER RATIO OF THE SCHEME

The scheme is in existence for less than one year and hence, the Portfolio turnover ratio is not shown.

(II) THE AGGREGATE INVESTMENT (MARKET VALUE) IN THE SCHEME BY AMC'S BOARD OF DIRECTORS, SCHEME'S FUND MANAGER AND OTHER KEY MANAGERIAL PERSONNEL –

Sr. No.	Category of Persons	Net Asset Value of Units held as on December 31, 2023 (in Rs.)
i.	AMC's Board of Directors	-
ii.	Concerned scheme's Fund Manager(s)	-

	FUND MANAGER AND OTHER KEY MANAGERIAL PERSONNEL –		iii. Other key managerial personnel	20,09,901	
	Sr. No.	Category of Persons	Net Asset Value of Units held as on December 31, 2023 (in Rs.)		
	i.	AMC's Board of Directors	-		
	ii.	Concerned scheme's Fund Manager(s)	424,553		
	iii.	Other key managerial personnel	37,80,924		
Expenses of the scheme	Type of Load	Load chargeable (as %age of NAV)		Type of Load	Load chargeable (as %age of NAV)
	Entry Load	Not Applicable		Entry Load	Not Applicable
	Exit Load	<ul style="list-style-type: none"> • 2.00% if the investment is redeemed or switched out on or before 365 days from the date of allotment of units • 1.00% if the investment is redeemed or switched out after 365 days but on or before 730 days from date of allotment of units. • No Exit Load will be charged if investment is redeemed or switched out after 730 days from the date of allotment of units. 		Exit Load	25% of the units allotted may be redeemed without any exit load, on or before completion of 12 months from the date of allotment of units. Any redemption in excess of such limit in the first 12 months from the date of allotment shall be subject to the following exit load <ul style="list-style-type: none"> i. 1% if redeemed or switched out on or before completion of 12 months from the date of allotment of units ii. Nil, if redeemed or switched out after completion of 12 months from the date of allotment of unit
	<p>The above-mentioned load structure shall also applicable to the special products such as SIP, STP and SWP etc. offered by the AMC.</p>				
	<p>For switches between the Plans i.e., between Regular and Direct Plan or vice versa, load will be charged by the scheme. Exit load charged to the investors will be credited back to the scheme net of GST. The Investor is requested to check the prevailing Load structure of the Scheme before investing.</p>				
	<p>Pursuant to SEBI Master Circular No. SEBI/HO/IMD/IMD-PoD-1/P/CIR/2023/74 dated May 19, 2023 there shall be no entry Load for all Mutual Fund Schemes. The upfront commission on investment made by the investor, if any, shall be paid to the ARN Holder (AMFI registered Distributor) directly by the investor, based on the investor's assessment of various factors including service rendered by the ARN Holder.</p>				
	<p>The Trustee/AMC reserves the right to change / modify the Load structure from a prospective date.</p>				
	<p>The load structure will be equally applicable to all special products offered under the schemes such as SIP, STP, etc. However, no load will be applicable for switches between the plans under the scheme and switches between the options under each plan under the scheme. Further, the AMC shall not charge any load on units allotted on Reinvestment of Income Distribution cum Capital Withdrawal, if any, for existing as well as prospective investors.</p> <p>The entire exit load (net of GST), charged, if any, shall be credited to the scheme. The Investor is requested to check the prevailing Load structure of the Scheme before investing.</p> <p>Pursuant to SEBI Master Circular No. SEBI/HO/IMD/IMD-PoD-1/P/CIR/2023/74 dated</p>				

		<p>May 19, 2023 there shall be no entry Load for all Mutual Fund Schemes.</p> <p>For any change in Load structure AMC will issue an addendum and display it on the website/Investor Service Centres.</p> <p>Under the Scheme, the AMC/Trustee reserves the right to change / modify the Load structure if it so deems fit in the interest of smooth and efficient functioning of the Mutual Fund. The AMC/Trustee reserves the right to introduce / modify the Load depending upon the circumstances prevailing at that time subject to maximum limits as prescribed under the Regulations.</p>
Transaction charges	Please refer page 47 for details	Please refer page 47 for details
Tax treatment for unit holders	Please refer page 48 for details	Please refer page 48 for details
Daily Net Asset Value (NAV) publication	<p>The AMC will calculate and disclose the NAVs on all business Days. The AMC shall update the NAVs on its website (www.samcomf.com) and of the Association of Mutual Funds in India (AMFI) (www.amfiindia.com) before 11.00 p.m. on every Business Day (subject to following exception).</p> <p>In terms of clause 8.2 of SEBI Master Circular no. SEBI/HO/IMD/IMD-PoD-1 /P/CIR/2023/74 dated May 19, 2023, the AMC shall ensure that NAV of scheme is disclosed based on the value of underlying securities/ Funds as on the T day (i.e. date of investment in MF units in India). Accordingly, if the scheme has investment in Overseas securities, then the NAV shall be uploaded at AMFI before 10.00 a.m. on the immediately succeeding Business Day to capture same day price of underlying securities.</p>	<p>The AMC will calculate and disclose the NAVs on all business Days. The AMC shall update the NAVs on its website (www.samcomf.com) and of the Association of Mutual Funds in India (AMFI) (www.amfiindia.com) before 11.00 p.m. on every Business Day (subject to following exception).</p> <p>In terms of clause 8.2 of SEBI Master Circular o. SEBI/HO/IMD/IMD-PoD-1 /P/CIR/2023/74 dated May 19, 2023, the AMC shall ensure that NAV of scheme is disclosed based on the value of underlying securities/ Funds as on the T day (i.e. date of investment in MF units in India). Accordingly, if the scheme has investment in Overseas securities, then the NAV shall be uploaded at AMFI before 10.00 a.m. on the immediately succeeding Business Day to capture same day price of underlying securities.</p>
For investor grievances Please contact	Please refer page 48 for details	Please refer page 48 for details
Unit holder's information	Please refer page 48 for details	Please refer page 48 for details
Product Labelling/Risk-o-meter	Please refer page 50 for details	Please refer page 50 for details
Stamp Duty	Please refer page 50 for details	Please refer page 50 for details

Information common to Samco Flexi Cap Fund, Samco ELSS Tax Saver Fund, Samco Active Momentum Fund, Samco Dynamic Asset Allocation Fund

<p>Timelines for Re-balancing of Portfolios</p>	<p>In the event of deviations from asset allocation due to passive breaches, the fund manager will carry out rebalancing within 30 business days. Where the portfolio is not rebalanced within 30 business days, justification for the same shall be placed before the Investment Committee and reasons for the same shall be recorded in writing. The Investment committee, if so desires, can extend the timelines up to sixty (60) business days from the date of completion of mandated rebalancing period. In case the portfolio of scheme is not rebalanced within the extended timelines, AMCs shall not be permitted to launch any new scheme till the time the portfolio is rebalanced. Further, no exit load shall be levied to the investors who exiting the scheme.</p> <p>Additionally, the AMC shall report the deviation to the Trustees at each stage. In case the AUM of deviated portfolio is more than 10% of the AUM of main portfolio of scheme, the AMC shall immediately disclose the same to the investors through SMS and email / letter including details of portfolio not rebalanced. Subsequently, the AMC shall also immediately communicate to investors through SMS and email / letter when the portfolio is rebalanced. Additionally, the AMC shall disclose the deviation from the mandated asset allocation to investors along with periodic portfolio disclosures as specified by SEBI from the date of lapse of mandated plus extended rebalancing timelines</p>
<p>Applicable NAV</p>	<p>Subscriptions/Purchases including Switch - ins:</p> <p>The following cut-off timings shall be observed by the Mutual Fund in respect of purchase of units of the Scheme and the following NAVs shall be applied for such purchase:</p> <ol style="list-style-type: none"> 1. In respect of valid applications received upto 3.00 p.m. on a Business Day at the Designated Investor Service Centre and funds for the entire amount of subscription/purchase /switch-in as per the application are credited to the bank account of the respective Scheme / the Fund before the cut-off time i.e. available for utilization before the cut-off time – the closing NAV of the day on which the funds are available for utilization shall be applicable 2. In respect of valid applications received after 3.00 p.m. on a Business Day at the Designated Investor Service Centre and funds for the entire amount of subscription/purchase /switch-in as per the application are credited to the bank account of the respective Scheme / the Fund after cut-off time i.e. available for utilization after the cut-off time – the closing NAV of the day next business day on which the funds are available for utilization shall be applicable 3. Irrespective of the time of the receipt of valid application at the Designated Investor Service Centre where funds for the entire amount of subscription/purchase /switch-in as per the application are credited to the bank account of the respective Scheme / the Fund before cut-off time of next business day i.e. available for utilization before the cut-off time on any subsequent Business day - the closing NAV of the day of such Business day on which the funds are available for utilization shall be applicable. <p>For allotment of units in respect of purchase in the Scheme under Pt. (3) above, it shall be ensured that:</p> <ol style="list-style-type: none"> i. Application is received before the applicable cut-off time ii. Funds for the entire amount of subscription/purchase as per the application are credited to the bank account of the Scheme before the cut-off time. iii. The funds are available for utilization before the cut-off time without availing any credit facility whether intra-day or otherwise, by the Scheme. <p>For allotment of units in respect of switch-in to the scheme under Pt. (3) above from other schemes, it shall be ensured that:</p> <ol style="list-style-type: none"> i. Application for switch-in is received before the applicable cut-off time.

	<p>ii. Funds for the entire amount of subscription/purchase as per the switch-in request are credited to the bank account of the Scheme before the cut-off time.</p> <p>iii. The funds are available for utilization before the cut-off time without availing any credit facility whether intra-day or otherwise, by the Scheme.</p> <p>Redemptions including Switch - outs:</p> <p>The following cut-off timings shall be observed by the Mutual Fund in respect of Repurchase of Units:</p> <ol style="list-style-type: none"> 1. where the application received upto 3.00 pm – closing NAV of the day of receipt of application; and 2. an application received after 3.00 pm – closing NAV of the next Business Day. <p>Note: In case the application is received on a Non-Business Day, it will be considered as if received on the Next Business Day.</p> <p>The above mentioned cut off timing shall also be applicable to transactions through the online trading platform.</p> <p>In case of Transaction through Stock Exchange Infrastructure, the Date of Acceptance will be reckoned as per the date & time; the transaction is entered in stock exchange's infrastructure for which a system generated confirmation slip will be issued to the investor.</p>																						
<p>Recurring expenses</p>	<p>These are the fees and expenses for operating the Scheme. These expenses include Investment Management and Advisory Fee charged by the AMC, Registrar and Transfer Agents' fee, marketing and selling costs etc. as given in the table below:</p> <p>The AMC has estimated following maximum expenses for the first 500 crores of the daily net assets of the Scheme, which will be charged to the Scheme. The same may be reduced to the extent of increase in the corpus size. For the actual current expenses being charged, the Investor should refer to the website of the AMC.</p> <table border="1" data-bbox="451 1136 1485 1887"> <thead> <tr> <th data-bbox="451 1136 1312 1199">Expense Head</th> <th data-bbox="1312 1136 1485 1199">% of daily Net Assets</th> </tr> </thead> <tbody> <tr> <td data-bbox="451 1199 1312 1230">Investment Management and Advisory fees</td> <td data-bbox="1312 1199 1485 1759" rowspan="14">Upto 2.25%</td> </tr> <tr> <td data-bbox="451 1230 1312 1262">Trustee fees</td> </tr> <tr> <td data-bbox="451 1262 1312 1293">Audit fees</td> </tr> <tr> <td data-bbox="451 1293 1312 1325">Custodian fees</td> </tr> <tr> <td data-bbox="451 1325 1312 1356">RTA fees</td> </tr> <tr> <td data-bbox="451 1356 1312 1388">Marketing & selling expense incl. agent commission</td> </tr> <tr> <td data-bbox="451 1388 1312 1419">Cost related to investor communications</td> </tr> <tr> <td data-bbox="451 1419 1312 1451">Cost of fund transfer from location to location</td> </tr> <tr> <td data-bbox="451 1451 1312 1482">Cost of providing account statements and redemption cheques and warrants</td> </tr> <tr> <td data-bbox="451 1482 1312 1514">Costs of statutory advertisements</td> </tr> <tr> <td data-bbox="451 1514 1312 1545">Cost towards investor education & awareness (at least 2 bps)</td> </tr> <tr> <td data-bbox="451 1545 1312 1577">Brokerage & transaction cost over and above 12 bps in case of cash market transactions</td> </tr> <tr> <td data-bbox="451 1577 1312 1608">Goods & Services Tax (GST) on expenses other than investment and advisory fees</td> </tr> <tr> <td data-bbox="451 1608 1312 1640">GST on brokerage and transaction cost</td> </tr> <tr> <td data-bbox="451 1640 1312 1671">Other Expenses*</td> </tr> <tr> <td data-bbox="451 1671 1312 1703">Maximum total expense ratio (TER) permissible under Regulation 52(6)(c)</td> <td data-bbox="1312 1671 1485 1703">Upto 2.25%</td> </tr> <tr> <td data-bbox="451 1703 1312 1887">Additional expenses under regulation 52(6A) (c) (Applicable only to Samco Flexi Cap Fund, Samco Active Momentum Fund and Samco Dynamic Asset Allocation Fund)</td> <td data-bbox="1312 1703 1485 1887">Upto 0.05%</td> </tr> </tbody> </table>	Expense Head	% of daily Net Assets	Investment Management and Advisory fees	Upto 2.25%	Trustee fees	Audit fees	Custodian fees	RTA fees	Marketing & selling expense incl. agent commission	Cost related to investor communications	Cost of fund transfer from location to location	Cost of providing account statements and redemption cheques and warrants	Costs of statutory advertisements	Cost towards investor education & awareness (at least 2 bps)	Brokerage & transaction cost over and above 12 bps in case of cash market transactions	Goods & Services Tax (GST) on expenses other than investment and advisory fees	GST on brokerage and transaction cost	Other Expenses*	Maximum total expense ratio (TER) permissible under Regulation 52(6)(c)	Upto 2.25%	Additional expenses under regulation 52(6A) (c) (Applicable only to Samco Flexi Cap Fund, Samco Active Momentum Fund and Samco Dynamic Asset Allocation Fund)	Upto 0.05%
Expense Head	% of daily Net Assets																						
Investment Management and Advisory fees	Upto 2.25%																						
Trustee fees																							
Audit fees																							
Custodian fees																							
RTA fees																							
Marketing & selling expense incl. agent commission																							
Cost related to investor communications																							
Cost of fund transfer from location to location																							
Cost of providing account statements and redemption cheques and warrants																							
Costs of statutory advertisements																							
Cost towards investor education & awareness (at least 2 bps)																							
Brokerage & transaction cost over and above 12 bps in case of cash market transactions																							
Goods & Services Tax (GST) on expenses other than investment and advisory fees																							
GST on brokerage and transaction cost																							
Other Expenses*																							
Maximum total expense ratio (TER) permissible under Regulation 52(6)(c)	Upto 2.25%																						
Additional expenses under regulation 52(6A) (c) (Applicable only to Samco Flexi Cap Fund, Samco Active Momentum Fund and Samco Dynamic Asset Allocation Fund)	Upto 0.05%																						

Additional expenses for gross new inflows from specified cities under regulation 52(6A) (b)	Upto 0.30%
---	------------

*Any other expenses which are directly attributable to the Scheme, maybe charged within the overall limits as specified in the Regulations except those expenses which are specifically prohibited.

All fees and expenses charged in a Direct Plan (in percentage terms) under various heads including the investment and advisory fee shall not exceed the fees and expenses charged under such heads in Regular Plan.

Direct Plan shall have a lower expense ratio excluding distribution expenses, commission, etc. and no commission for distribution of Units will be paid/ charged under Direct Plan.

The expenses towards Investment Management and Advisory Fees under Regulation 52(2) and the various sub-heads of recurring expenses mentioned under Regulation 52(4) of SEBI (MF) Regulations are apportionable without any internal cap in nature. Thus, there shall be no internal sub-limits within the expense ratio for expense heads mentioned under Regulation 52 (2) and (4) respectively. Further, the additional expenses under Regulation 52(6A) (c) may be incurred either towards investment & advisory fees and/or towards other expense heads as stated above.

These estimates have been made in good faith as per the information available to and estimates made by the Investment Manager and are subject to change inter-se or in total subject to prevailing Regulations.

The AMC will charge the Scheme such actual expenses incurred, subject to the statutory limit prescribed in the Regulations.

The recurring expenses of the Scheme (including the Investment Management and Advisory Fees) shall be as per the limits prescribed under the SEBI (MF) Regulations. These are as follows:

Assets under management Slab (In ₹ crore)	Total expense ratio limits
On the first ₹ 500 crores of the daily net assets	2.25%
On the next ₹ 250 crores of the daily net assets	2.00%
On the next ₹ 1250 crores of the daily net assets	1.75%
On the next ₹ 3000 crores of the daily net assets	1.60%
On the next ₹ 5000 crores of the daily net assets	1.50%
On the next ₹ 40,000 crores of the daily net assets	Total expense ratio reduction of 0.05% for every increase of ₹ 5,000 crores of daily net assets or part thereof.
On the balance of the assets	1.05%

The total expenses of the Scheme including the investment management and advisory fee shall not exceed the limit stated in Regulation 52(6) of the SEBI (MF) Regulations.

The AMC may charge the Mutual Fund with investment and advisory fee as prescribed in the SEBI (MF) Regulations from time to time and amendments thereto.

Additional expenses for gross new inflows from specified cities

A. In addition to the limits as specified in Regulation 52(6) of SEBI (MF) Regulations or the Total Recurring Expenses (Total Expense Limit) as specified above, the following costs or expenses may be charged to the Scheme namely-

	<p>a) expenses not exceeding of 0.30 per cent of daily net assets, if the new inflows from beyond top 30 cities (such cities as specified by SEBI/AMFI from time to time) are at least –</p> <p>i. 30 per cent of gross new inflows in the Scheme, or;</p> <p>ii. 15 per cent of the average assets under management (year to date) of the Scheme, whichever is higher:</p> <p>Provided that if inflows from such cities is less than the higher of sub-clause (i) or sub-clause (ii), such expenses on daily net assets of the Scheme shall be charged on proportionate basis.</p> <p>Provided further that, expenses charged under this clause shall be utilised for distribution expenses incurred for bringing inflows from such cities.</p> <p>Provided further that, amount incurred as expense on account of inflows from such cities shall be credited back to the Scheme, in case the said inflows are redeemed within a period of one year from the date of investment.</p> <p>Provided further that, additional TER can be charged based on inflows only from retail investors from B30 cities, in terms of SEBI Master Circular no. SEBI/HO/IMD/IMD-PoD-1/P/CIR/2023/74 dated May 19, 2023. For this purpose, inflows of amount upto ₹ 2,00,000/- per transaction, by individual investors shall be considered as inflows from “retail investor”</p> <p>Currently, the additional expenses for gross inflows from specified cities (0.30%) is kept on abeyance till re-instated by SEBI.</p> <p>Further, brokerage and transaction costs which are incurred for the purpose of execution of trade and is included in the cost of investment shall not exceed 0.12 percent in case of cash market transactions and 0.05 percent in case of derivatives transactions. (Applicable only to Samco Dynamic Asset Allocation Fund)</p> <p>b) Additional expenses under regulation 52(6A) (c) – (Applicable only to Samco Flexi Cap Fund, Samco Active Momentum Fund, Samco Dynamic Asset Allocation Fund) Additional expenses, incurred towards different heads mentioned under Regulations 52(2) and 52(4), not exceeding 0.05 per cent of daily net assets of the Scheme;</p> <p>c) GST payable on investment and advisory service fees (‘AMC fees’) charged by Samco Asset Management Private Limited;</p> <p>Further, brokerage and transaction costs which are incurred for the purpose of execution of trade and is included in the cost of investment shall not exceed 0.12 per cent in case of cash market transactions.</p> <p>B. Within the Total Expense Limit chargeable to the Scheme, following will be charged to the Scheme:</p> <p>i. GST on other than investment and advisory fees, if any, (including on brokerage and transaction costs on execution of trades) shall be borne by the Scheme.</p> <p>ii. Investor education and awareness initiative fees of at least 2 basis points on daily net assets of the Scheme.</p> <p>C. AMC fees charged by Samco AMC to the Scheme will be within the Total Expense Limit as prescribed by SEBI Regulations, as amended from time to time.</p>
--	---

Any circular/clarification issued by SEBI in regard to expenses chargeable to the Scheme/Plan(s) will automatically become applicable and will be incorporated in the SID/SAI/KIM accordingly.

The mutual fund would update the current expense ratios on its website (www.samcomf.com) at least three working days prior to the effective date of the change. Investors can refer 'Total Expense Ratio of Mutual Fund Schemes' section on <https://www.samcomf.com/total-expense-ratio> for Total Expense Ratio (TER) details.

Illustration of impact of expense ratio on scheme's returns

For any scheme, NAV is computed on a daily basis factoring in all the assets as well as liabilities of the Scheme (including expenses charged). Expenses charged to the Scheme bring down its NAV and hence the investor's net returns on a corresponding basis.

Particulars	Regular Plan	Direct Plan
Amount Invested on March 31, 2022	10,000	10,000
Returns before Expenses	1,500	1,500
Expenses other than Distribution Expenses	150	150
Distribution Expenses	40	-
Returns after Expenses as on March 31, 2023	1,310	1350

Please Note:

The purpose of the above illustration is purely to explain the impact of expense ratio charged to the Scheme and should not be construed as providing any kind of investment advice or guarantee of returns on investments.

It is assumed that the expenses charged are evenly distributed throughout the year. The expenses of the Direct Plan under the Scheme may vary with that of the Regular Plan under the Scheme.

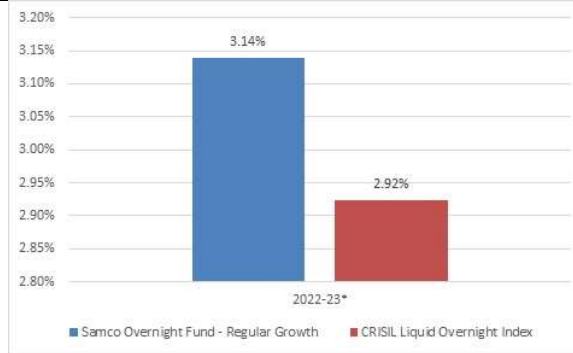
Calculations are based on assumed NAVs, and actual returns on your investment may be more, or less. Any tax impact has not been considered in the above example, in view of the individual nature of the tax implications. Each investor is advised to consult his or her own financial advisor.

Samco Overnight Fund (An open-ended debt scheme investing in overnight securities. A relatively low interest rate risk and relatively low credit risk)														
Scheme Code	SAMC/O/D/ONF/22/05/0002													
Investment Objective	<p>The investment objective of the Scheme is to provide reasonable returns commensurate with very low risk and providing a high level of liquidity, through investments made primarily in overnight securities having maturity/residual maturity of 1 day.</p> <p>However, there can be no assurance or guarantee that the investment objective of the scheme would be achieved.</p>													
Asset allocation Pattern	<p>The asset allocation under the scheme will be follows:</p> <table border="1" style="width: 100%; border-collapse: collapse;"> <thead> <tr> <th rowspan="2" style="text-align: center;">Instruments</th> <th colspan="2" style="text-align: center;">Indicative allocations (% of total assets)</th> <th style="text-align: center;">Risk Profile</th> </tr> <tr> <th style="text-align: center;">Minimum</th> <th style="text-align: center;">Maximum</th> <th style="text-align: center;">High/ Medium/ Low</th> </tr> </thead> <tbody> <tr> <td style="text-align: center;">Overnight Securities*</td> <td style="text-align: center;">0</td> <td style="text-align: center;">100</td> <td style="text-align: center;">Low</td> </tr> </tbody> </table> <p>*TREPS (or any similar instrument), Government Repo / Reverse Repo (in Government Securities), Treasury bills, Government securities (Issued by both Central and State governments) and any other like instruments as specified by the Reserve Bank of India from time to time and approved by SEBI from time to time with one day residual maturity.</p> <p>Pursuant to SEBI Master Circular no. SEBI/HO/IMD/IMD-PoD-1/P/CIR/2023/74 dated May 19, 2023, the scheme shall invest not exceeding, 5% of the net assets in G-secs and/or T-bills with a residual maturity of upto 30 days for the purpose of placing as margin and collateral for certain transactions.</p> <p>The scheme does not intend to invest in securitized debt, repo in corporate bond, derivatives, overseas/foreign securities or engage in stock lending or short selling or participate in credit default swap transactions. Further, the scheme shall not invest in debt securities with special features as referred to in SEBI circular dated March 10, 2021, and debt instruments having credit enhancements or structured obligations. However, debt securities with government guarantee shall be excluded from such restriction.</p> <p>In terms of SEBI Master Circular no. SEBI/HO/IMD/IMD-PoD-1/P/CIR/2023/74 dated May 19, 2023, the Scheme shall not park funds pending deployment in short term deposits of scheduled commercial banks.</p> <p>The cumulative gross exposure through fixed income securities and such other securities/assets as may be permitted by the Board from time to time shall not exceed 100% of the net assets of the respective Scheme.</p> <p>The Scheme may review the above pattern of investments based on views on interest rates and asset liability management needs. However, at all times the portfolio will adhere to the overall investment objectives of the Scheme.</p>			Instruments	Indicative allocations (% of total assets)		Risk Profile	Minimum	Maximum	High/ Medium/ Low	Overnight Securities*	0	100	Low
Instruments	Indicative allocations (% of total assets)		Risk Profile											
	Minimum	Maximum	High/ Medium/ Low											
Overnight Securities*	0	100	Low											
Investment Strategy	<p>The scheme intent to invest primarily in TREPS (or any similar instrument), Government Repo / Reverse Repo (in Government Securities), Treasury bills, Government securities (Issued by both Central and State governments) and any other like instruments as specified by the Reserve Bank of India from time to time and approved by SEBI from time to time with one business day residual maturity or where the interest rate is reset on a daily basis. There could also be circumstances when the Scheme is entirely invested in Tri-Party Repo based on the Fund Manager's discretion or when other securities with overnight maturity are not available.</p> <p>The Fund Manager will continuously monitor and review the macroeconomic environment including the political and economic factors, money supply in the system, Government borrowing programme and</p>													

	<p>demand and supply of debt instruments, credit pick up among others, affecting the liquidity and interest rates.</p>
Risk profile of the scheme	<p>Mutual Fund Units involve investment risks including the possible loss of principal. Please read the SID carefully for details on risk factors before investment.</p> <p>Scheme specific Risk Factors are summarized below:</p> <p>Risks associated with investments in Fixed Income Securities:</p> <p>The NAV of the Scheme, to the extent invested in fixed income securities, will be affected by changes in the interest rates due to various factors such as government borrowing, inflation, economic performance etc. The NAV of the Scheme is expected to increase from a fall in interest rates while it would be adversely affected by an increase in the level of interest rates. Investments in Fixed Income securities may inter-alia carry Re-investment Risk, Spread Risk, Credit/Default Risk, Liquidity Risk, Prepayment Risk, etc.</p> <p>Risks associated with investing in Securities Segment and Tri-party Repo trade settlement</p> <p>The mutual fund is exposed to the extent of its contribution to the default fund of CCIL at any given point in time i.e. in the event that the default waterfall is triggered and the contribution of the mutual fund is called upon to absorb settlement/default losses of another member by CCIL, the scheme may lose an amount equivalent to its contribution to the default fund.</p> <p>Risks associated with transaction in Units through stock exchange(s):</p> <p>In respect of transaction in Units of the Scheme through Bombay Stock Exchange (“BSE”), and / or National Stock Exchange (“NSE”), allotment and redemption of Units on any Business Day will depend upon the order processing / settlement by NSE and / or BSE and their respective clearing corporations on which the Fund has no control.</p> <p>Risks associated with Restrictions on Redemption:</p> <p>The Trustee and the AMC may impose restrictions on redemptions when there are circumstances leading to a systemic crisis or event that severely constricts market liquidity or the efficient functioning of markets. Accordingly, such restriction may affect the liquidity of the Scheme and there may be a delay in investors receiving part of their redemption proceeds.</p> <p>Risks associated with Segregated portfolio:</p> <p>The AMC / Trustee shall decide on creation of segregated portfolio of the Scheme in case of a credit event at issuer level i.e. downgrade in credit rating by a Credit Rating Agencies (CRA) or actual default of either the interest or principal amount, in case of its unrated debt or money market instruments. Accordingly, Investor holding units of segregated portfolio may not be able to liquidate their holding till the time recovery of money from the issuer. The Security comprises of segregated portfolio may not realise any value.</p> <p>Further, listing of units of segregated portfolio in recognised stock exchange does not necessarily guarantee their liquidity. There may not be active trading of units in the stock market. Further trading price of units on the stock market may be significantly lower than the prevailing NAV. Please refer the SID for further details.</p>
Risk Control	<p>Risk management is going to be an integral part of the investment process. Effective risk management is critical to fund management for achieving financial soundness. The investment team of the AMC will carry out rigorous in depth credit evaluation of the money market and debt instruments (other than G-Secs) proposed to be invested in. The credit evaluation will essentially be a bottom up approach and include a study of the operating environment of the issuer, the past track record as well as the future</p>

	<p>prospects of the issuer and the short term / long term financial health of the issuer. The AMC would incorporate adequate safeguards for controlling risks in the portfolio construction process, which would be periodically evaluated. Investments by the Scheme shall be made as per the investment objectives of the Scheme and provisions of SEBI regulations. AMC has implemented the Order Management System as Front Office System (FOS). The system has incorporated all the investment restrictions as per SEBI guidelines and “soft” warning alerts at appropriate levels for preemptive monitoring. The system enables identifying & measuring the risk through various risk measurement tools like various risk ratios, average duration and analyzes the same and acts in a preventive manner.</p>
<p>Plans and Options</p>	<p>The Scheme offers the following Plans: Samco Overnight Fund – Regular Plan Samco Overnight Fund – Direct Plan</p> <p>Regular Plan is available for all type of investors investing through a Distributor. Direct Plan is only for investors who purchase /subscribe Units in a Scheme directly with the Fund and is not available for investors who route their investments through a Distributor. All the plans will have common portfolio.</p> <p>Each plan offers only Growth Option.</p> <p>Please refer to page 46 for Default Plan details.</p>
<p>Applicable NAV</p>	<p>Subscriptions/Purchases including Switch - ins:</p> <p>The following cut-off timings shall be observed by the Mutual Fund in respect of purchase of units of the Scheme and the following NAVs shall be applied for such purchase:</p> <ol style="list-style-type: none"> 1. In respect of valid applications received upto 1.30 p.m. on a Business Day at the Designated Investor Service Centre and funds for the entire amount of subscription/purchase /switch-in as per the application are credited to the bank account of the respective Scheme / the Fund before the cut-off time i.e. available for utilization before the cut-off time – the closing NAV of the day immediately preceding the day on which the funds are available for utilization shall be applicable. 2. In respect of valid applications received after 1.30 p.m. on a Business Day at the Designated Investor Service Centre and funds for the entire amount of subscription/purchase /switch-in as per the application are credited to the bank account of the respective Scheme / the Fund after cut-off time i.e. available for utilization after the cut-off time – the closing NAV of the day immediately preceding the next business day on which the funds are available for utilization shall be applicable. 3. Irrespective of the time of the receipt of valid at the Designated Investor Service Centre where funds for the entire amount of subscription/purchase /switch-in as per the application are credited to the bank account of the respective Scheme / the Fund before cut-off time of next business day i.e. available for utilization before the cut-off time on any subsequent Business day - the closing NAV of the day immediately preceding the day on which the funds are available for utilization shall be applicable. For allotment of units in respect of purchase in the Scheme under Pt. (3) above, it shall be ensured that: <ol style="list-style-type: none"> i. Application is received before the applicable cut-off time ii. Funds for the entire amount of subscription/purchase as per the application are credited to the bank account of the Scheme before the cut-off time. iii. The funds are available for utilization before the cut-off time without availing any credit facility whether intra-day or otherwise, by the Scheme. <p>For allotment of units in respect of switch-in to the scheme under Pt. (3) above from other schemes, it shall be ensured that:</p> <ol style="list-style-type: none"> i. Application for switch-in is received before the applicable cut-off time. ii. Funds for the entire amount of subscription/purchase as per the switch-in request are credited to the bank account of the Scheme before the cut-off time. iii. The funds are available for utilization before the cut-off time without availing any credit facility whether intra-day or otherwise, by the respective switch-in Scheme.

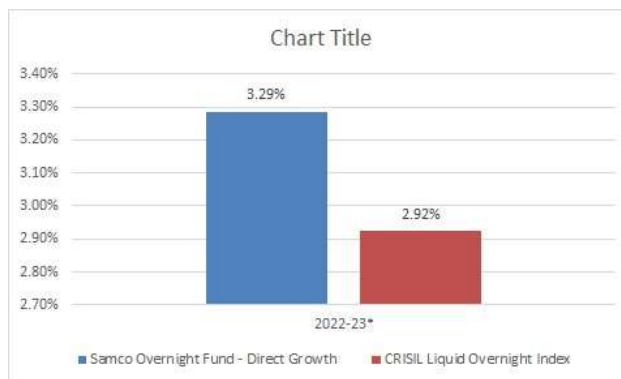
	<p>Redemptions including Switch - outs:</p> <p>The following cut-off timings shall be observed by the Mutual Fund in respect of Repurchase of Units:</p> <ol style="list-style-type: none"> In respect of valid applications received upto 3.00 p.m. – the closing NAV of the day immediately preceding the next Business Day; and In respect of valid applications received after 3.00 p.m. by the Mutual Fund, the closing NAV of the next Business Day shall be applicable. <p>Note: In case the application is received on a Non-Business Day, it will be considered as if received on the Next Business Day.</p> <p>The above mentioned cut off timing shall also be applicable to transactions through the online trading platform.</p> <p>In case of Transaction through Stock Exchange Infrastructure, the Date of Acceptance will be reckoned as per the date & time; the transaction is entered in stock exchange's infrastructure for which a system generated confirmation slip will be issued to the investor.</p>																				
Minimum application and redemption amount/number of units	Purchase	Additional Purchase	Repurchase																		
	₹ 5,000/- and in multiples of ₹ 1 thereafter	₹ 500 and multiples of ₹ 1 thereafter	There will be no minimum redemption criteria																		
	For details of investment/transaction through SIP/STP/SWP facility please refer to the SID.																				
Despatch of repurchase (redemption) request	The redemption proceeds shall be dispatched to the unit holders within such period as may be specified by the Board from time to time from the receipt of the valid redemption request at the Authorised Centre of Samco Mutual Fund.																				
Benchmark index	CRISIL Liquid Overnight Index																				
Dividend policy	N.A.																				
Name of fund managers	Mr. Dhawal Dhanani Mr. Abhiroop Mukherjee																				
Name of the Trustee	Samco Trustee Private Limited																				
Performance of the scheme	<p>Performance of Samco Overnight Fund – Regular Plan - Growth as at December 31, 2023 is as follows:</p> <table border="1"> <thead> <tr> <th>Period</th> <th>Samco Overnight Fund- Regular Plan- Growth</th> <th>Crisil Liquid Overnight Index</th> </tr> </thead> <tbody> <tr> <td>Last 7 days</td> <td>6.47%</td> <td>6.80%</td> </tr> <tr> <td>Last 15 days</td> <td>6.45%</td> <td>6.79%</td> </tr> <tr> <td>Last 30 days</td> <td>6.43%</td> <td>6.79%</td> </tr> <tr> <td>Last 1 year</td> <td>6.38%</td> <td>6.76%</td> </tr> <tr> <td>Since Inception (14 Oct 2022)</td> <td>6.36%</td> <td>6.66%</td> </tr> </tbody> </table> <p>Absolute Returns for each Financial Year for the last Five years – Regular Plan</p>			Period	Samco Overnight Fund- Regular Plan- Growth	Crisil Liquid Overnight Index	Last 7 days	6.47%	6.80%	Last 15 days	6.45%	6.79%	Last 30 days	6.43%	6.79%	Last 1 year	6.38%	6.76%	Since Inception (14 Oct 2022)	6.36%	6.66%
Period	Samco Overnight Fund- Regular Plan- Growth	Crisil Liquid Overnight Index																			
Last 7 days	6.47%	6.80%																			
Last 15 days	6.45%	6.79%																			
Last 30 days	6.43%	6.79%																			
Last 1 year	6.38%	6.76%																			
Since Inception (14 Oct 2022)	6.36%	6.66%																			



Performance of Samco Overnight Fund – Direct Plan - Growth as at December 31, 2023 is as follows

Period	Samco Overnight Fund- Direct Plan- Growth	Crisil Liquid Overnight Index
Last 7 days	6.60%	6.80%
Last 15 days	6.68%	6.79%
Last 30 days	6.65%	6.79%
Last 1 Year	6.64%	6.76%
Since Inception (14 Oct 2022)	6.61%	6.66%

Absolute Returns for each Financial Year for the last Five years – Direct Plan



Past performance may or may not be sustained in future and should not be used as a basis of comparison with other investments. Since inception returns of the scheme is calculated on face value of Rs. 10 invested at inception. Different Plans i.e. Regular Plan and Direct Plan under the scheme has different expense structure.

*Note: Returns are absolute for period less than 1 year. Returns are compounded annualized for period more than or equal to 1 year. The returns are based on growth option NAVs. *The data is as on December 31, 2023. The benchmark for the Scheme is Crisil Liquid Overnight Index. In case, the start date or the end date of the concerned period is a non-business day, the NAV of the previous business day is considered for computation of returns.*

Additional scheme related disclosures															
Portfolio Disclosure	(a) TOP 10 HOLDINGS OF THE SCHEME		(b) SECTOR WISE PORTFOLIO HOLDINGS OF THE SCHEME												
	Scheme's portfolio holdings as on December 31, 2023		Fund allocation towards various Sectors												
	<table border="1"> <thead> <tr> <th>Name of Issuer</th> <th>% of Net Assets</th> </tr> </thead> <tbody> <tr> <td>TREPS - Clearing Corporation of India</td> <td>99.63%</td> </tr> </tbody> </table>	Name of Issuer	% of Net Assets	TREPS - Clearing Corporation of India	99.63%		<table border="1"> <thead> <tr> <th>Sector</th> <th>% of Net Assets</th> </tr> </thead> <tbody> <tr> <td>Cash & Cash Equivalents</td> <td>100.00%</td> </tr> </tbody> </table>	Sector	% of Net Assets	Cash & Cash Equivalents	100.00%				
	Name of Issuer	% of Net Assets													
TREPS - Clearing Corporation of India	99.63%														
Sector	% of Net Assets														
Cash & Cash Equivalents	100.00%														
<p>Website link for Monthly Portfolio Holding</p> <p>Please visit https://www.samcomf.com/StatutoryDisclosure to obtain Scheme's latest monthly portfolio holding statement.</p> <p>(c) PORTFOLIO TURNOVER RATIO OF THE SCHEME</p> <p>The Portfolio Turnover Ratio has not been given as the Scheme is a Debt Scheme.</p> <p>(II) THE AGGREGATE INVESTMENT (MARKET VALUE) IN THE SCHEME BY AMC'S BOARD OF DIRECTORS, SCHEME'S FUND MANAGER AND OTHER KEY MANAGERIAL PERSONNEL -</p> <table border="1"> <thead> <tr> <th>Sr. No.</th> <th>Category of Persons</th> <th>Net Asset Value of Units held as on December 31, 2023 (in Rs.)</th> </tr> </thead> <tbody> <tr> <td>i.</td> <td>AMC's Board of Directors</td> <td>-</td> </tr> <tr> <td>ii.</td> <td>Concerned scheme's Fund Manager(s)</td> <td>-</td> </tr> <tr> <td>iii.</td> <td>Other key managerial personnel</td> <td>20,121</td> </tr> </tbody> </table>				Sr. No.	Category of Persons	Net Asset Value of Units held as on December 31, 2023 (in Rs.)	i.	AMC's Board of Directors	-	ii.	Concerned scheme's Fund Manager(s)	-	iii.	Other key managerial personnel	20,121
Sr. No.	Category of Persons	Net Asset Value of Units held as on December 31, 2023 (in Rs.)													
i.	AMC's Board of Directors	-													
ii.	Concerned scheme's Fund Manager(s)	-													
iii.	Other key managerial personnel	20,121													
Expenses of the scheme	Type of Load	Load chargeable (as %age of NAV)													
	Entry Load	Not Applicable													
	Exit Load	Nil													
	<p>The above-mentioned load structure shall also applicable to the special products such as SIP, STP and SWP etc. offered by the AMC.</p> <p>For switches between the Plans i.e., between Regular and Direct Plan or vice versa, load will be charged by the scheme. Exit load charged to the investors will be credited back to the scheme net of GST. The Investor is requested to check the prevailing Load structure of the Scheme before investing.</p> <p>Pursuant to SEBI Master Circular no SEBI/HO/IMD/IMD-PoD-1/P/CIR/2023/74 dated May 19, 2023 there shall be no entry Load for all Mutual Fund Schemes. The upfront commission on investment made by the investor, if any, shall be paid to the ARN Holder (AMFI registered Distributor) directly by the investor, based on the investor's assessment of various factors including service rendered by the ARN Holder.</p> <p>The Trustee/AMC reserves the right to change / modify the Load structure from a prospective date.</p> <p>Recurring expenses</p>														

These are the fees and expenses for operating the Scheme. These expenses include Investment Management and Advisory Fee charged by the AMC, Registrar and Transfer Agents' fee, marketing and selling costs etc. as given in the table below:

The AMC has estimated following maximum expenses for the first 500 crores of the daily net assets of the Scheme, which will be charged to the Scheme. The same may be reduced to the extent of increase in the corpus size. For the actual current expenses being charged, the Investor should refer to the website of the AMC.

Expense Head	% of daily Net Assets
Investment Management and Advisory fees	Upto 2.00%
Trustee fees	
Audit fees	
Custodian fees	
RTA fees	
Marketing & selling expense incl. agent commission	
Cost related to investor communications	
Cost of fund transfer from location to location	
Cost of providing account statements and redemption cheques and warrants	
Costs of statutory advertisements	
Cost towards investor education & awareness (at least 2 bps)	
Brokerage & transaction cost over and above 12 bps in case of cash market transactions	
Goods & Services Tax (GST) on expenses other than investment and advisory fees	
GST on brokerage and transaction cost	
Other Expenses*	
Maximum total expense ratio (TER) permissible under Regulation 52(6)(c)	Upto 2.00%
Additional expenses for gross new inflows from specified cities under regulation 52(6A) (b)	Upto 0.30%

*Any other expenses which are directly attributable to the Scheme, maybe charged with the approval of the Trustee within the overall limits as specified in the Regulations except those expenses which are specifically prohibited.

All fees and expenses charged in a Direct Plan (in percentage terms) under various heads including the investment and advisory fee shall not exceed the fees and expenses charged under such heads in Regular Plan.

Direct Plan shall have a lower expense ratio excluding distribution expenses, commission, etc. and no commission for distribution of Units will be paid/ charged under Direct Plan.

The expenses towards Investment Management and Advisory Fees under Regulation 52(2) and the various sub-heads of recurring expenses mentioned under Regulation 52(4) of SEBI (MF) Regulations are apportionable without any internal cap in nature. Thus, there shall be no internal sub-limits within the expense ratio for expense heads mentioned under Regulation 52 (2) and (4) respectively. Further, the additional expenses under Regulation 52(6A) (c) may be incurred either towards investment & advisory fees and/or towards other expense heads as stated above.

These estimates have been made in good faith as per the information available to and estimates made by the Investment Manager and are subject to change inter-se or in total subject to prevailing Regulations.

The AMC will charge the Scheme such actual expenses incurred, subject to the statutory limit prescribed in the Regulations.

The recurring expenses of the Scheme (including the Investment Management and Advisory Fees) shall be as per the limits prescribed under the SEBI (MF) Regulations. These are as follows:

Assets under management Slab (In ₹ crore)	Total expense ratio limits
On the first ₹ 500 crores of the daily net assets	2.00%
On the next ₹ 250 crores of the daily net assets	1.75%
On the next ₹ 1250 crores of the daily net assets	1.50%
On the next ₹ 3000 crores of the daily net assets	1.35%
On the next ₹ 5000 crores of the daily net assets	1.25%
On the next ₹ 40,000 crores of the daily net assets	Total expense ratio reduction of 0.05% for every increase of ₹ 5,000 crores of daily net assets or part thereof.
On the balance of the assets	0.80%

The total expenses of the Scheme including the investment management and advisory fee shall not exceed the limit stated in Regulation 52(6) of the SEBI (MF) Regulations.

The AMC may charge the Mutual Fund with investment and advisory fee as prescribed in the SEBI (MF) Regulations from time to time and amendments thereto.

Additional expenses for gross new inflows from specified cities

In addition to the limits as specified in Regulation 52(6) of SEBI (MF) Regulations 1996 or the Total Recurring Expenses (Total Expense Limit) as specified above, the following costs or expenses may be charged to the Scheme namely-

expenses not exceeding of 0.30 per cent of daily net assets, if the new inflows from such cities as specified by SEBI/AMFI from time to time are at least -

- i. 30 per cent of gross new inflows in the Scheme, or;
- ii. 15 per cent of the average assets under management (year to date) of the Scheme, whichever is higher.

Provided that if inflows from such cities is less than the higher of sub-clause (i) or sub-clause (ii), such expenses on daily net assets of the Scheme shall be charged on proportionate basis.

Provided further that, expenses charged under this clause shall be utilised for distribution expenses incurred for bringing inflows from such cities.

Provided further that, amount incurred as expense on account of inflows from such cities shall be credited back to the Scheme, in case the said inflows are redeemed within a period of one year from the date of investment.

Provided further that, additional TER can be charged based on inflows only from retail investors from B30 cities, in terms of SEBI Master Circular no. SEBI/HO/IMD/IMD-PoD-1/P/CIR/2023/74 dated May 19, 2023. For this purpose, inflows of amount upto ₹ 2,00,000/- per transaction, by individual investors shall be considered as inflows from "retail investor".

With reference to SEBI's letter no. SEBI/HO/IMD/IMD-SEC-3/P/OW/2023/5823/1 dated February 24, 2023, a copy of which was forwarded by AMFI vide email no. 35P/MEM-COR/85/2022-23 dated March 02, 2023, the B-30 incentive structure for new inflows has been kept in abeyance with effect from March 01, 2023 till the incentive structure is appropriately re-instated by SEBI with necessary safeguards.

	<p>Further, brokerage and transaction costs which are incurred for the purpose of execution of trade and is included in the cost of investment shall not exceed 0.12 per cent in case of cash market transactions.</p> <p>Within the Total Expense Limit chargeable to the Scheme, following will be charged to the Scheme:</p> <ul style="list-style-type: none"> • GST on other than investment and advisory fees, if any, (including on brokerage and transaction costs on execution of trades) shall be borne by the Scheme. • Investor education and awareness initiative fees of at least 2 basis points on daily net assets of the Scheme. • AMC fees charged by Samco AMC to the Scheme will be within the Total Expense Limit as prescribed by SEBI Regulations, as amended from time to time. <p>Any circular/clarification issued by SEBI in regard to expenses chargeable to the Scheme/Plan(s) will automatically become applicable and will be incorporated in the SID/SAI/KIM accordingly.</p> <p>The mutual fund would update the current expense ratios on its website (www.samcomf.com) at least three working days prior to the effective date of the change. Investors can refer 'Total Expense Ratio of Mutual Fund Schemes' section on https://www.samcomf.com/total-expense-ratio for Total Expense Ratio (TER) details.</p> <p>Illustration of impact of expense ratio on scheme's returns</p> <p>For any scheme, NAV is computed on a daily basis factoring in all the assets as well as liabilities of the Scheme (including expenses charged). Expenses charged to the Scheme bring down its NAV and hence the investor's net returns on a corresponding basis.</p> <table border="1" data-bbox="418 961 1432 1163"> <thead> <tr> <th>Particulars</th> <th>Regular Plan</th> <th>Direct Plan</th> </tr> </thead> <tbody> <tr> <td>Amount Invested on March 31, 2022</td> <td>10,000</td> <td>10,000</td> </tr> <tr> <td>Returns before Expenses</td> <td>1,500</td> <td>1,500</td> </tr> <tr> <td>Expenses other than Distribution Expenses</td> <td>150</td> <td>150</td> </tr> <tr> <td>Distribution Expenses</td> <td>40</td> <td>-</td> </tr> <tr> <td>Returns after Expenses as on March 31, 2023</td> <td>1,310</td> <td>1350</td> </tr> </tbody> </table> <p>Please Note: The purpose of the above illustration is purely to explain the impact of expense ratio charged to the Scheme and should not be construed as providing any kind of investment advice or guarantee of returns on investments.</p> <p>It is assumed that the expenses charged are evenly distributed throughout the year. The expenses of the Direct Plan under the Scheme may vary with that of the Regular Plan under the Scheme.</p> <p>Calculations are based on assumed NAVs, and actual returns on your investment may be more, or less.</p> <p>Any tax impact has not been considered in the above example, in view of the individual nature of the tax implications. Each investor is advised to consult his or her own financial advisor.</p>	Particulars	Regular Plan	Direct Plan	Amount Invested on March 31, 2022	10,000	10,000	Returns before Expenses	1,500	1,500	Expenses other than Distribution Expenses	150	150	Distribution Expenses	40	-	Returns after Expenses as on March 31, 2023	1,310	1350
Particulars	Regular Plan	Direct Plan																	
Amount Invested on March 31, 2022	10,000	10,000																	
Returns before Expenses	1,500	1,500																	
Expenses other than Distribution Expenses	150	150																	
Distribution Expenses	40	-																	
Returns after Expenses as on March 31, 2023	1,310	1350																	
Transaction charges	Please refer page 47 for details																		
Tax treatment for unit holders	Please refer page 48 for details																		
Daily Net Asset Value (NAV) publication	The AMC will calculate and disclose the NAVs on all the business Days. The AMC shall update the NAVs on its website (www.samcomf.com) and on the Association of Mutual Funds in India – AMFI (www.amfiindia.com) before 11.00 p.m. on every Business Day.																		
For investor grievances Please contact	Please refer page 48 for details																		
Unit holder's information	Please refer page 48 for details																		

Product Labelling/Risk-o-meter	Please refer page 50 for details
Disclosure of Potential Risk Class (PRC) Matrix	<p>Pursuant to clause 17.5 of SEBI Master Circular no. SEBI/HO/IMD/IMD-PoD-1/P/CIR/2023/74 dated May 19, 2023, all debt schemes are required to be classified in terms of a Potential Risk Class matrix consisting of parameters based on maximum interest rate risk (measured by Macaulay Duration (MD) of the scheme) and maximum credit risk (measured by Credit Risk Value (CRV) of the scheme).</p> <p>Mutual Funds are required to disclose the PRC matrix (i.e. maximum risk that a fund manager can take in a Scheme) along with the mark for the cell in which the Scheme resides on the front page of initial offering application form, SID, KIM, common application form and scheme advertisements in the manner as prescribed in the said circular. The Scheme would have the flexibility to take interest rate risk and credit risk below the maximum risk as stated in the PRC matrix.</p> <p>Subsequently, once a PRC cell selection is done by the Scheme, any change in the positioning of the Scheme into a cell resulting in a risk (in terms of credit risk or duration risk) which is higher than the maximum risk specified for the chosen PRC cell, shall be considered as a fundamental attribute change of the Scheme in terms of Regulation 18(15A) of SEBI (Mutual Fund) Regulations, 1996.</p> <p>The Mutual Funds shall be required to inform the unitholders about the PRC classification and subsequent changes, if any, through SMS and by providing a link on their website referring to the said change.</p> <p>The Mutual Fund/ AMC shall also publish the PRC Matrix in the scheme wise Annual Reports and Abridged summary.</p>
Stamp Duty	Please refer page 50 for details

Information Common To All Schemes

Investment Process	<p>Applicable to Samco Flexi Cap Fund and Samco ELSS Tax Saver Fund</p> <p>SAMCO's proprietary E3 Strategy</p> <p>SAMCO's E3 strategy is to Buy Efficient Companies at an Efficient Price and Maintain an Efficient Portfolio Turnover</p> <p>1. Buy Efficient HexaShield tested Companies –</p> <p>Samco's proprietary HexaShield framework is run on companies to examine whether they can survive in difficult times. Companies from across the world are passed through the HexaShield framework and the ones that clear, score highly, and are therefore termed efficient companies.</p> <p>Being an efficient company doesn't mean it will be bought immediately. There is one more aspect that will be considered before buying a business, which is the second leg of the strategy.</p> <p>2. Buy them at an Efficient Price –</p> <p>Companies that clear the HexaShield framework will be efficient companies which typically trade at premium valuations. These efficient companies will be bought at a justified premium not an exorbitant premium.</p> <p>3. Maintain an Efficient Portfolio Turnover –</p>
---------------------------	---

A unit holder typically pays an applicable total expense ratio (TER) and Voluntary Dealing Costs (VDC) for the mutual fund. VDC consists of the brokerage fee that is incurred each time a fund manager buys and sells a stock, STT, GST and stamp duty. VDC excludes the costs incurred for involuntary transactions such as fund inflows or outflows. These costs aren't included in total expenses ratio and are straight away deducted from the net asset value (NAV) of the fund. Given that VDC is charged separately, it reduces and impacts the NAV to that extent. SAMCO Mutual Fund endeavours to keep the VDC as low as possible.

Samco's E3 strategy aims to help maximize returns for an investor in the long run by keeping costs as low as possible.

SAMCO's proprietary HexaShield Investment framework

SAMCO's HexaShield framework is a strategy to put to work money with businesses that can endure and survive in a variety of stressful situations and generate superior long-term risk adjusted returns. It relies on understanding the resilience of companies based on SAMCO's HexaShield framework tests and evaluates every company and institution on 6 most important facets of risks and stress. These tests are meant to measure every company's ability to maintain enough buffer to stay afloat under adverse economic scenarios.

The HexaShield tests are also designed to understand if these companies can generate high cash returns on capital employed in a variety of economic conditions including degrowth, recession, etc. This rigorous scientific and statistical process helps get an understanding of risks, reduces room for bias and beliefs, inculcates discipline and enhances the probability of success. Companies that pass the criteria often exhibit 2 characteristics - they survive as a going during economic distress and operate as true compounding machines in normal economic cycles.

The 6 facets of testing that are followed in our HexaShield framework are:

1. Competitive Strength and Pricing Power
2. Balance Sheet and Insolvency
3. Re-investment and Growth
4. Corporate Governance and Leadership
5. Cash Flow
6. Regulatory

The HexaShield tested framework puts businesses through simulated pressure scenarios to filter out the businesses that stand tall and emanate excellence despite any adversity. It observes if companies pass the test on various fundamental factors and only the ones that cross the benchmark percentage hurdle in all 6 pillars will be eligible to be a part of the investment universe. The companies which fail to cross the benchmark level on even a single pillar will fail the test. Samco Mutual Fund endeavors to invest in only the most capital efficient companies. Samco's HexaShield tested framework defines and quantifies the definition of a high-quality business. The investable universe is restricted to a limited set of businesses that passes the criteria and construct a portfolio that scores highly under the HexaShield Framework.

Default Plan

The investor must clearly specify his choice of plan. Investors subscribing under Direct Plan of a Scheme will have to indicate "Direct Plan" against the Scheme name in the application form. Investors should also indicate "Direct" in the ARN column of the application form. The investors may refer to the following table for applicability of Direct Plan/ Regular Plan under different scenario: -

Scenario	Broker code mentioned by investor	Plan mentioned by the investor	Default Plan to be captured
1	Not mentioned	Not mentioned	Direct Plan

	<table border="1"> <tr> <td>2</td> <td>Not mentioned</td> <td>Direct</td> <td>Direct Plan</td> </tr> <tr> <td>3</td> <td>Not mentioned</td> <td>Regular</td> <td>Direct Plan</td> </tr> <tr> <td>4</td> <td>Mentioned</td> <td>Direct</td> <td>Direct Plan</td> </tr> <tr> <td>5</td> <td>Direct</td> <td>Not mentioned</td> <td>Direct Plan</td> </tr> <tr> <td>6</td> <td>Direct</td> <td>Regular</td> <td>Direct Plan</td> </tr> <tr> <td>7</td> <td>Mentioned</td> <td>Regular</td> <td>Regular Plan</td> </tr> <tr> <td>8</td> <td>Mentioned</td> <td>Not mentioned</td> <td>Regular Plan</td> </tr> </table>	2	Not mentioned	Direct	Direct Plan	3	Not mentioned	Regular	Direct Plan	4	Mentioned	Direct	Direct Plan	5	Direct	Not mentioned	Direct Plan	6	Direct	Regular	Direct Plan	7	Mentioned	Regular	Regular Plan	8	Mentioned	Not mentioned	Regular Plan	<p>In cases of wrong/ invalid/ incomplete ARN codes mentioned on the application form, the application shall be processed under Regular Plan. The AMC shall contact and obtain the correct ARN code within 30 calendar days of the receipt of the application form from the investor/ distributor. In case, the correct code is not received within 30 calendar days, the AMC shall reprocess the transaction under Direct Plan from the date of application without any exit load.</p> <p>Default plan would be Direct Plan (i.e plan whether Direct or Regular Plan and distributor code is not indicated in the application form)</p>
2	Not mentioned	Direct	Direct Plan																											
3	Not mentioned	Regular	Direct Plan																											
4	Mentioned	Direct	Direct Plan																											
5	Direct	Not mentioned	Direct Plan																											
6	Direct	Regular	Direct Plan																											
7	Mentioned	Regular	Regular Plan																											
8	Mentioned	Not mentioned	Regular Plan																											
<p>Default Option / facility</p>	<p>Default Option – Growth Option</p> <p>Default facility (Applicable only for Samo Dynamic Asset Allocation Fund) – Reinvestment of Income Distribution cum Capital Withdrawal Option</p> <p>The AMC, in consultation with the Trustee reserves the right to discontinue/ add more options / facilities at a later date subject to complying with the prevailing SEBI guidelines and Regulations.</p>																													
<p>Transaction charges</p>	<p>In terms of SEBI Master Circular no SEBI/HO/IMD/IMD-PoD-1/P/CIR/2023/74 dated May 19, 2023, as amended from time to time, Transaction Charge per subscription of ₹ 10,000/- and above shall be charged from the investors and shall be payable to the distributors/ brokers (who have not opted out of charging the transaction charge) in respect of applications routed through distributor/broker relating to Purchases / subscription /new inflows only (lumpsum and SIP), subject to the following:</p> <ul style="list-style-type: none"> • For Existing / New investors: ₹100 / ₹150 as applicable per subscription of ₹ 10,000/- and above • Transaction charge for SIP shall be applicable only if the total commitment through SIP amounts to ₹ 10,000/- and above. In such cases the transaction charge would be recovered in 4 equal successful installments. • There shall be no transaction charge on subscription below ₹ 10,000/-. • There shall be no transaction charges on direct investments. • There shall be no transaction charges for transaction other than purchases / subscriptions relating to new inflows such as Switches, etc. • Transactions carried out through the Stock Exchange platforms for mutual funds shall not be subject to transaction charges. <p>The requirement of minimum application amount shall not be applicable if the investment amount falls below the minimum requirement due to deduction of transaction charges from the subscription amount.</p> <p>However, the option to charge “transaction charges” is at the discretion of the distributors. Investors may note that distributors can opt to receive transaction charges based on type of the Scheme. Accordingly, the transaction charges would be deducted from the subscription amounts, as applicable.</p>																													

	<p>The Transaction Charge as mentioned above shall be deducted by the AMC from the subscription amount of the Unit Holder and paid to the distributor and the balance shall be invested in the Scheme. The statement of account shall clearly state that the net investment as gross subscription less transaction charge and give the number of units allotted against the net investment.</p>
Tax treatment for unit holders	<p>Investors are advised to refer to the paragraph on Taxation in the "Scheme Information Documents" and to consult their own tax advisors with respect to the specific amount of tax and other implications arising out of their participation in the Scheme.</p>
For investor grievances Please contact	<p>Registrar and Transfer Agent: K-Fin Technologies Limited, Unit - Samco Mutual Fund, Selenium, Tower B, Plot number 31 & 32, Financial District, Gachibowli, Nanakramguda, Serilingampally Mandal, Hyderabad - 500032. TEL: 040 33211000.</p> <p>Name, address, telephone number, fax number, e-mail ID of the Mutual Fund, Mr. Sadath Ali Khan, Samco Asset Management Private Limited 1003 – A, Naman Midtown, Senapati Bapat Marg, Prabhadevi, Mumbai – 400 013</p> <p>Phone no.: 63572 22000, Fax No: 022 4170 8989. Toll Free: 1800 1034757 E-mail: mfasst@samcomf.com</p> <p>If not satisfied with the response of the intermediary you can lodge your grievances with SEBI at http://scores.gov.in or you may also write to any of the offices of SEBI. For any queries, feedback or assistance, please contact SEBI Office on Toll Free Helpline at 1800 22 7575 / 1800 266 757.</p> <p>For any grievances with respect to transactions through BSE StAR and / or NSE MFSS, the investors / Unit Holders should approach either the stock broker or the investor grievance cell of the respective stock exchange.</p>
Unit holder's information	<p>Account Statement</p> <p>On acceptance of the valid application for subscription, an allotment confirmation specifying the number of units allotted by way of e-mail and/or SMS within 5 business days from the date of receipt of valid application will be sent to the unit holders registered e-mail address and/or mobile number.</p> <p>Consolidated Account Statement (CAS)</p> <p>CAS is an account statement detailing all the transactions and holding at the end of the month including transaction charges paid to the distributor, across all schemes of all mutual funds. CAS for each calendar month shall be issued, on or before 15th day of succeeding month, detailing all the transactions and holding at the end of the month including transaction charges paid to the distributor, across all schemes of all mutual funds, to all the investors in whose folios transaction has taken place during that month.</p> <p>Half Yearly Consolidated Account Statement</p> <p>CAS issued for the half-year (September/ March) shall also provide:</p> <p>a. The amount of actual commission paid by the AMCs /Mutual Funds (MFs) to distributors (in absolute terms) during the half-year period against the concerned investor's total investments in each MF Scheme. The term 'commission' here refers to all direct monetary payments and other payments made in the form of gifts / rewards, trips, event sponsorships etc. by the AMC /MFs to the distributors. Further, the commission disclosed in CAS shall be gross commission and shall not exclude costs incurred by distributors such as Goods and Services Tax (GST) (wherever applicable, as per existing rates), operating expenses, etc.</p> <p>b. The scheme's average Total Expense Ratio (in percentage terms) along with the break up between Investment and Advisory fees, Commission paid to the distributor and other expenses for</p>

the period for each scheme's applicable plan (regular or direct or both) where the concerned investor has actually invested in.

Such half-yearly CAS shall be issued to all MF investors, excluding those investors who do not have any holdings in MF schemes and where no commission against their investment has been paid to distributors, during the concerned half-year period.

A consolidated account statement detailing holding across all schemes at the end of every six months (i.e. September/ March), on or before 21st day of succeeding month, to all such Unitholders holding units in non- demat form in whose folios no transaction has taken place during that period shall be sent by email.

The half yearly consolidated account statement will be sent by e-mail to the Unit holders whose e-mail address is registered with the Fund, unless a specific request is made to receive the same in physical mode.

Annual Report:

The scheme wise Annual Report or an abridged summary thereof shall be mailed (email address where e mail address is provided unless otherwise required) to all Unit Holders within four months (or such other period as may be specified by SEBI from time to time) from the date of closure of the relevant accounting year i.e. 31st March each year and full annual report shall be available for inspection at the Head Office of the Mutual Fund and a copy shall be made available to the Unit holders on request on payment of nominal fees, if any. Scheme wise annual report shall also be displayed on the website of the Mutual Fund (www.samcomf.com) and on the website of Association of Mutual Funds in India (www.amfiindia.com).

Unit holders whose email addresses are not registered with the Mutual Fund may 'opt-in' to receive a physical copy of the annual report or an abridged summary thereof. Further, AMC shall provide a physical copy of the abridged summary of the Annual Report, without charging any cost, on a specific request received from a unit holder.

AMC shall also publish an advertisement every year, in an all-India edition of one national English daily newspaper and in one Hindi newspaper, disclosing the hosting of the scheme wise annual report on the website of the Mutual Fund and AMFI and the modes through which a unit holder can submit a request for a physical or electronic copy of the annual report or abridged summary thereof.

Fortnightly, Monthly and Half yearly Disclosures: Portfolio / Financial Results

The AMC will disclose the portfolio of the Scheme (along with ISIN) as on the last day of the month / half year & fortnightly for debt schemes on the website of the Mutual Fund and AMFI within 5 days of every fortnight and within 10 days from the close of each month / half year (i.e. 31st March and 30th September) respectively in a user-friendly and downloadable spreadsheet format. Further, AMC shall publish an advertisement in an all-India edition of one national English daily newspaper and one Hindi newspaper, every half year, disclosing the hosting of the half-yearly statement of its schemes' portfolio on the website of the Mutual Fund and AMFI and the modes through which unit holder(s) can submit a request for a physical or electronic copy of the statement of scheme portfolio.

The AMC will also provide a dashboard, in a comparable, downloadable (spreadsheet) and machine-readable format, providing performance and key disclosures like Scheme's AUM, investment objective, expense ratios, portfolio details, scheme's past performance etc. on website.

Additionally, in terms of SEBI Master Circular no. SEBI/HO/IMD/IMD-PoD-1/P/CIR/2023/74 dated

	<p>May 19, 2023, the AMC shall also include the Scheme risk-o-meter, name of benchmark and risk-o-meter of benchmark in the portfolio disclosure.</p> <p>The AMC shall provide a physical copy of the statement of scheme portfolio, without charging any cost, on specific request received from a unit holder.</p> <p>For further details, please refer the SID of the Scheme.</p>
Product Labelling/Risk-o-meter	<p>In terms of SEBI Master Circular no. SEBI/HO/IMD/IMD-PoD-1/P/CIR/2023/74 dated May 19, 2023 and clarifications issued by SEBI in this regard, the product labelling / risk level assigned for the Scheme during the New Fund Offer is based on internal assessment of the Scheme's characteristics and the same may vary post New Fund Offer when the actual investments are made.</p> <p>Further, the Mutual Fund/AMC shall evaluate the Risk-o-meter of the Scheme on a monthly basis and shall disclose the same along with portfolio disclosure of the Scheme on its website viz. www.samcomf.com and on the website of AMFI viz. www.amfiindia.com within 10 days from the close of each month. Further, any change in Risk-o-meter shall be communicated by way of Notice-cum-Addendum and by way of an e-mail or SMS to unit holders of the Scheme.</p> <p>The AMC shall also disclose the risk level of all schemes as on March 31 of every year, along with number of times the risk level has changed over the year, on their website and AMFI website. The table of scheme wise changes in Risk-o-meter shall also be disclosed in scheme wise Annual Reports and Abridged summary thereof.</p> <p>Further, the AMC shall disclose the following in all disclosures, including promotional material or the disclosures stipulated by SEBI:</p> <p>a. risk-o-meter of the Scheme wherever the performance of the Scheme is disclosed; and b. risk-o-meter of the Scheme and benchmark wherever the performance of the Scheme vis-à-vis that of the benchmark is disclosed.</p> <p>Additionally, the AMC shall also include the Scheme risk-o-meter, name of benchmark and risk-o-meter of benchmark in the portfolio disclosure.</p>
Stamp Duty	<p>Pursuant to Notification No. S.O. 1226(E) and G.S.R. 226(E) dated March 30, 2020 issued by Department of Revenue, Ministry of Finance, Government of India, read with Part I of Chapter IV of Notification dated February 21, 2019 issued by Legislative Department, Ministry of Law and Justice, Government of India on the Finance Act, 2019, stamp duty @0.005% of the transaction value would be levied on applicable mutual fund transactions.</p> <p>Accordingly, pursuant to levy of stamp duty, the number of units allotted on purchase transactions to the unit holders would be reduced to that extent.</p>

COMPARISON WITH EXISTING OPEN ENDED EQUITY SCHEMES OF SAMCO MUTUAL FUND:

Scheme Name	Type	Investment Objective	Differentiation	AUM (Rs in crore) as on December 31, 2023	No. of folios as on December 31, 2023
Samco Flexi Cap Fund	An open-ended dynamic equity scheme investing across large cap, mid	The investment objective of the Scheme is to seek to generate long-term capital growth from an actively managed portfolio of Indian	The scheme shall invest in a dynamic mix of equity and equity related instruments across market capitalizations.	798.95	58497

Scheme Name	Type	Investment Objective	Differentiation	AUM (Rs in crore) as on December 31, 2023	No. of folios as on December 31, 2023
	cap, small cap stocks	& foreign equity instruments across market capitalisation. However, there is no assurance or guarantee that the investment objective of the Scheme will be achieved.	Asset Allocation under normal circumstances: Indian Equity across market capitalization - 65% - 100% Foreign securities - 0 - 35% Tri-party Repo (TREPS) through CCIL - 0-35%		
Samco ELSS Tax Saver Fund	An Open-ended Equity Linked Saving Scheme with a statutory lock-in of 3 years and tax benefit	The investment objective of the scheme is to generate long-term capital appreciation through investments made predominantly in equity and equity related instruments. However, there can be no assurance or guarantee that the investment objective of the scheme would be achieved.	The scheme shall invest in a mix of equity and equity related instruments. Asset Allocation under normal circumstances: Equity and Equity related instruments - 80% - 100% Debt and Money Market instruments - 0 - 20%	81.65	13689
Samco Active Momentum Fund	An open-ended equity scheme following momentum theme	The investment objective of the Scheme is to seek to generate long-term capital appreciation by investing in stocks showing strong momentum. Momentum stocks are such that exhibit positive price momentum – based on the phenomenon that stocks which have performed well in the past relative to other stocks (winners) continue to perform well in the future, and stocks that have performed relatively poorly (losers) continue to perform poorly. However, there can be no assurance or guarantee that the investment objective of the scheme would be achieved.	The scheme will look for stocks that exhibit momentum in price and/or earnings growth, in other words they are price leaders in specific period of time. The scheme will typically buy stocks when they stocks exhibit strong price breakouts and exit stocks when they exhibit price weakness. Stocks in Momentum could be selected via Time Series Momentum or Relative Strength Momentum. Time-series momentum and cross-sectional momentum are two distinct measures used to evaluate the performance of stocks. Time-series momentum, also known as absolute	500.86	25749

Scheme Name	Type	Investment Objective	Differentiation	AUM (Rs in crore) as on December 31, 2023	No. of folios as on December 31, 2023
			momentum, assesses a stock's past performance by considering its own returns independently from the returns of other stocks.		

COMPARISON WITH EXISTING OPEN ENDED HYBRID CHEMES OF SAMCO MUTUAL FUND:

Scheme Name	Type	Investment Objective	Differentiation	AUM (Rs in crore) as on December 31, 2023	No. of folios as on December 31, 2023
Samco Dynamic Asset Allocation Fund	An open-ended dynamic asset allocation fund	The investment objective of the Scheme is to generate income/long term capital appreciation by investing in equity, equity derivatives, fixed income instruments and foreign securities. The allocation between equity instruments and fixed income will be managed dynamically so as to provide investors with long term capital appreciation while managing downside risk. However, there can be no assurance or gurantee that the investment objective of the scheme would be achieved.	The Scheme will dynamically allocate its net assets to equity and equity related securities and debt instruments. The portfolio construct & asset allocation of the fund shall vary from 0% Net Equity – 100% Debt or 100% Net Equity – 0% Debt based on SAMCO's proprietary TRANSFORMER model.	534.89	24972

COMPARISON WITH EXISTING OPEN ENDED DEBT SCHEMES OF SAMCO MUTUAL FUND:

Scheme Name	Type	Investment Objective	Differentiation	AUM (Rs in crore) as on December 31, 2023	No. of folios as on December 31, 2023
Samco Overnight Fund	An open-ended debt scheme investing in	The investment objective of the Scheme is to provide reasonable returns commensurate with very low risk and providing a	The scheme shall invest primarily in overnight securities having	51.70	1641

Scheme Name	Type	Investment Objective	Differentiation	AUM (Rs in crore) as on December 31, 2023	No. of folios as on December 31, 2023
	<p>overnight securities.</p> <p>A relatively low interest rate risk and relatively low credit risk.</p>	<p>high level of liquidity, through investments made primarily in overnight securities having maturity/residual maturity of 1 day.</p> <p>However, there can be no assurance or guarantee that the investment objective of the scheme would be achieved.</p>	<p>maturity/residual maturity of 1 day</p> <p>Asset Allocation under normal circumstances:</p> <p>Overnight Securities - 0% - 100%</p>		

Investor Service Centers/Official Point of Acceptance for Samco Mutual Fund

Samco Asset Management Private Limited (AMC), A-1003 Naman Midtown 10th Floor, Prabhadevi (West) Mumbai 400 013.

Branch Offices of KFin Technologies Private Limited

KFin Technologies Private Limited - Official Point of Acceptance for Samco Mutual Fund

• **Bangalore:** KFin Technologies Pvt. Ltd, No 35, Puttanna Road, Basavanagudi, Bangalore 560004 • **Belgaum:** KFin Technologies Pvt. Ltd, Premises No.101, CTS NO.1893, Shree Guru Darshani Tower, Anandwadi, Hindwadi, Belgaum 590011 • **Bellary:** KFin Technologies Pvt. Ltd, Ground Floor, 3rd Office, Near Womens College Road, Beside Amruth Diagnostic Shanthi Archade, Bellary 583103 • **Davangere:** KFin Technologies Pvt. Ltd, D.No 162/6, 1st Floor, 3rd Main, P J Extension, Davangere taluk, Davangere Manda, Davangere 577002 • **Gulbarga:** KFin Technologies Pvt. Ltd, H No 2-231, Krishna Complex, 2nd Floor Opp., Opp. Municipal Corporation Office, Jagat, Station Main Road, Kalaburagi, Gulbarga 585105 • **Hassan:** KFin Technologies Pvt. Ltd, Sas No: 490, Hemadri Arcade, 2nd Main Road, Salgame Road Near Brahmans Boys Hostel, Hassan 573201 • **Hubli:** KFin Technologies Pvt. Ltd, R R Mahalaxmi Mansion, Above Indusind Bank, 2nd Floor, Desai Cross, Pinto Road, Hubballi 580029 • **Mangalore:** KFin Technologies Pvt. Ltd, Mahendra Arcade Opp Court Road, Karangal Padi, Mangalore 575003 • **Margao:** KFin Technologies Pvt Ltd, Shop No 21, Osia Mall, 1st Floor, Near Ktc Bus Stand, Sgdpa Market Complex, Margao - 403601 • **Mysore:** KFin Technologies Pvt. Ltd, No 2924, 2nd Floor, 1st Main, 5th Cross, Saraswathi Puram, Mysore 570009 • **Panjim:** KFin Technologies Pvt. Ltd, H. No: T-9, T-10, Affran plaza, 3rd Floor, Near Don Bosco High School, Panjim 403001 • **Shimoga:** KFin Technologies Pvt. Ltd, Jayarama Nilaya, 2nd Cross, Mission Compound, Shimoga 577201 • **Ahmedabad:** KFin Technologies Pvt. Ltd, Office No. 401, on 4th Floor, ABC-I, Off. C.G. Road, Ahmedabad 380009 • **Anand:** KFin Technologies Pvt. Ltd, B-42 Vaibhav Commercial Center, Nr Tvs Down Town Show Room, Grid Char Rasta, Anand 380001 • **Baroda:** KFin Technologies Pvt Limited, 1st Floor 125 Kanha Capital, Opp. Express Hotel, R C Dutt Road, Alkapuri Vadodara 390007 • **Bharuch:** KFin Technologies Pvt. Ltd, 123 Nexus business Hub, Near Gangotri Hotel, B/s Rajeshwari Petroleum, Makampur Road, Bharuch 392001 • **Bhavnagar:** KFin Technologies Pvt. Ltd, 303 Sterling Point, Waghawadi Road, Bhavnagar 364001 • **Gandhidham:** KFin Technologies Pvt. Ltd, Shop # 12 Shree Ambica Arcade Plot # 300, Ward 12. Opp. CG High School, Near HDFC Bank, Gandhidham 370201 • **Gandhinagar:** KFin Technologies Pvt. Ltd, 123 First Floor, Megh Malhar Complex, Opp. Vijay Petrol Pump Sector - 11, Gandhinagar 382011 • **Jamnagar:** KFin Technologies Pvt. Ltd, 131 Madhav Plaza, Opp Sbi Bank, Nr Lal Bunglow, Jamnagar 361008 • **Junagadh:** KFin Technologies Pvt. Ltd, Shop No. 201, 2nd Floor, V-ARCADE Complex, Near vanzari chowk, M.G. Road, Junagadh, 362001 • **Mehsana:** KFin Technologies Pvt. Ltd, FF-21 Someshwar Shopping Mall, Modhera Char Rasta, Mehsana 384002 • **Nadiad:** KFin Technologies Pvt. Ltd, 311-3rd Floor City Center, Near Paras Circle, Nadiad 387001 • **Navsari:** KFin Technologies Pvt. Ltd, 103 1ST FLOORE LANDMARK MALL, NEAR SAYAJI LIBRARY, Navsari Gujarat, Navsari 396445 • **Rajkot:** KFin Technologies Pvt. Ltd, 302 Metro Plaza, Near Moti Tanki Chowk, Rajkot, Rajkot Gujarat 360001 • **Surat:** KFin Technologies Pvt. Ltd, Ground Floor Empire State building, Near Udhna Darwaja, Ring Road, Surat 395002 • **Valsad:** KFin Technologies Pvt. Ltd, 406 Dreamland Arcade, Opp Jade Blue Road, Valsad 396001 • **Vapi:** KFin Technologies Pvt. Ltd, A-8 Second Floor Solitaire Business Centre, Opp Dcb Bank Gidc Char Rasta, Silvassa Road, Vapi 396191 • **Chennai:** KFin Technologies Private Limited, 9th Floor, Capital Towers, 180, Kodambakkam High Road, Nungambakkam | Chennai – 600 034 • **Calicut:** KFin Technologies Pvt. Ltd, Second Floor, Manimuriyil Centre, Bank Road, Kasaba Village, Calicut 673001 • **Cochin:** KFin Technologies Pvt. Ltd, Ali Arcade 1st Floor Kizhavana Road, Panampilly Nagar, Near Atlantis Junction, Ernakulam 682036 • **Kannur:** KFin Technologies Pvt. Ltd, 2nd Floor, Global Village, Bank Road, Kannur 670001 • **Kollam:** KFin Technologies Private Limited, Sree Vigneswara Bhavan, Shastrri Junction, Kollam - 691001 • **Kottayam:** KFin Technologies Pvt. Ltd, 1st Floor Csiascension Square, Railway Station Road, Collectorate P O, Kottayam 686002 • **Palghat:** KFin Technologies Pvt. Ltd, No: 20 & 21, Metro Complex H.P.O. Road Palakkad, H.P.O. Road, Palakkad 678001 • **Tiruvalla:** KFin Technologies Pvt. Ltd, 2nd Floor Eriinjery Complex, Ramanchira, Opp Axis Bank, Thiruvalla 689107 • **Trichur:** KFin Technologies Pvt. Ltd, 4th Floor, Crown Tower, Shakthan Nagar, Opp. Head Post Office, Thrissur 680001 • **Trivandrum:** KFin Technologies Pvt. Ltd, Marvel Tower, 1st Floor, Ura-42 Statue, (Uppalam Road Residence Association), Trivandrum 695010 • **Coimbatore:** KFin Technologies Pvt. Ltd, 3rd Floor Jaya Enclave, 1057 Avinashi Road, Coimbatore 641018 • **Erode:** KFin Technologies Pvt. Ltd, Address No 38/1 Ground Floor, Sathy Road, (VCTV Main Road), Sorna Krishna Complex, Erode 638003 • **Karur:** KFin Technologies Pvt. Ltd, No 88/11, BB plaza, NRMP street, K S Mess Back side, Karur 639002 • **Madurai:** KFin Technologies Pvt. Ltd, No. G-16/17, AR Plaza, 1st floor, North Veli Street, Madurai 625001 • **Nagercoil:** KFin Technologies Pvt. Ltd, HNO 45, 1st Floor, East Car Street, Nagercoil 629001 • **Pondicherry:** KFin Technologies Pvt. Ltd, No 122(10b), Muthumariamman coil street, Pondicherry 605001 • **Salem:** KFin Technologies Pvt. Ltd, No. 6 NS Complex, Omalur main road, Salem 636009 • **Tirunelveli:** KFin Technologies Pvt. Ltd, 55/18 Jeney Building, 2nd Floor, S N Road, Near Aravind Eye Hospital, Tirunelveli 627001 • **Trichy:** KFin Technologies Pvt. Ltd, No 23C/1 E V R road, Near Vekkaiammam Kalyana Mandapam, Putthur, Trichy 620017 • **Tuticorin:** KFin Technologies Pvt. Ltd, 4 - B A34 - A37, Mangalmai Mani Nagar, Opp. Rajaji Park Palayamkottai Road, Tuticorin 628003 • **Vellore:** KFin Technologies Pvt. Ltd, No 2/19, 1st floor, Vellore city centre, Anna salai, Vellore 632001 • **Agartala:** KFin Technologies Pvt. Ltd, Ols Rms Chowmuhan, Mantri Bari Road 1st Floor Near Jana Sevak Saloon Building Traffic Point, Tripura West, Agartala 799001 • **Guwahati:** KFin Technologies Private Limited, Ganapati Enclave, 4th Floor, Opposite Bora service, Ullubari, Guwahati, Assam 781007 • **Shillong:** KFin Technologies Pvt. Ltd, Annex Mani Bhawan, Lower Thana Road, Near R K M Lp School, Shillong 793001 • **Silchar:** KFin Technologies Pvt. Ltd, N.N. Dutta Road, Chowchakra Complex, Premtala, Silchar 788001 • **Ananthapur:** KFin Technologies Pvt. Ltd, #13/4, Vishnupriya Complex, Beside SBI Bank, Near Tower Clock, Ananthapur-515001 • **Guntur:** KFin Technologies Pvt. Ltd, 2nd Shatter, 1st Floor, Hno. 6-14-48, 14/2 Lane, Arundal Pet, Guntur 522002 • **Hyderabad:** KFin Technologies Pvt. Ltd, No:303, Vamsee Estates, Opp: Bigbazaar, Ameerpet, Hyderabad 500016 • **Karimnagar:** KFin Technologies Pvt. Ltd, 2nd Shutter HNo. 7-2-607 Sri Matha, Complex Mankammathota, Karimnagar 505001 • **Kurnool:** KFin Technologies Pvt. Ltd, Shop No:47, 2nd Floor, S komda Shopping mall, Kurnool 518001 • **Nanded:** KFin Technologies Pvt. Ltd, Shop No.4, Santakripa Market G G Road, Opp. Bank Of India, Nanded 431601 • **Rajahmundry:** KFin Technologies Pvt. Ltd, No. 46-23-10/A, Tirumala Arcade, 2nd floor, Ganuga Veedhi, Danavaipeta, Rajahmundry, East Godavari Dist, AP - 533103 • **Solapur:** KFin Technologies Pvt. Ltd, Block No 06, Vaman Nagar Opp D-Mart, Jule Solapur, Solapur 413004 • **Srikakulam:** KFin Technologies Pvt. Ltd, D No 4-4-97 First Floor Behind Sri Vijayaganapathi Temple, Pedda relli veedhi, Palakonda Road, Srikakulam 532001 • **Tirupathi:** KFin Technologies Pvt. Ltd, Shop No:18-1-421/f1, CITY Center, K.T.Road, Airtel Backside office, Tirupathi - 517501 • **Vijayawada:** KFin Technologies Pvt. Ltd, HNo26-23, 1st Floor, Sundarammastreet, Gandhi Nagar, Krishna, Vijayawada 520010 • **Visakapatnam:** KFin Technologies Pvt. Ltd, Dno : 48-10-40, Ground Floor, Surya Ratna Arcade, Srinagar, Opp Roadto Lalitha Jeweller Showroom, Beside Taj Hotel Ladge, Visakhapatnam 530016 • **Warangal:** KFin Technologies Pvt. Ltd, Shop No22, Ground Floor Warangal City Center, 15-1-237, Mulugu Road Junction, Warangal 506002 • **Khammam:** KFin Technologies Pvt. Ltd, 11-4-3/3 Shop No. S-9, 1st floor, Srivenkata Sairam Arcade, Old CPI Office Near Priyadarshini College, Nehru Nagar, KHAMMAM 507002 • **Hyderabad (Gachibowli):** KFinTech Pvt.Ltd, Selenium Plot No: 31 & 32, Tower B Survey No.115/22 115/24 115/25, Financial District Gachibowli Nanakramguda Serilimgampally Mandal, Hyderabad, 500032 • **Akola:** KFin Technologies Pvt. Ltd, Yamuna Tarang Complex Shop No 30, Ground Floor N.H. No- 06 Murtizapur Road, Opp Radhakrishna Talkies, Akola 444004 • **Amaravathi:** KFin Technologies Pvt. Ltd, Shop No. 21 2nd Floor, Gulshan Tower, Near Panchsheel Talkies Jaistambh Square, Amaravathi 444601 • **Aurangabad:** KFin Technologies Pvt. Ltd, Shop no B 38, Motiwala Trade Center, Niral Bazar, Aurangabad 431001 • **Bhopal:** KFin Technologies Pvt. Ltd, SF-13 Gurukripa Plaza, Plot No. 48A, Opposite City Hospital, zone-2, M P nagar, Bhopal 462011 • **Dhule:** KFin Technologies Pvt. Ltd, Ground Floor Ideal Laundry Lane No 4, Khol Galli Near Muthoot Finance, Opp Bhavasara General Store, Dhule 424001 • **Indore:** KFin Technologies Pvt. Ltd, 101, Diamond Trade Center, 3-4 Diamond Colony, New Palasia, Above khurana Bakery, Indore • **Jabalpur:** KFin Technologies Pvt. Ltd, 2nd Floor, 290/1 (615-New), Near Bhavartal Garden, Jabalpur - 482001 • **Jalgaon:** KFin Technologies Pvt. Ltd, 3rd floor, 269 JAEI Plaza, Baliram Peth near Kishore Agencies, Jalgaon 425001 • **Nagpur:** KFin Technologies Pvt. Ltd, Plot No. 2, Block No. B / 1 & 2, Shree Apratnam, Khare Town, Mata Mandir Road, Dharampeth, Nagpur 440010 • **Nasik:** KFin Technologies Pvt. Ltd, S-9 Second Floor, Suyojit Sankul, Sharanpur Road, Nasik 422002 • **Sagar:** KFin Technologies Pvt. Ltd, II floor Above shiva kanch mandir, 5 civil lines, Sagar, Sagar 470002 • **Ujjain:** KFin Technologies Pvt. Ltd, Heritage Shop No. 227, 87 Vishvavidyalaya Marg, Station Road, Near ICICI bank Above Vishal Megha Mart, Ujjain 456001 • **Asansol:** KFin Technologies Pvt. Ltd, 112/N G. T. Road Bhanga Pachil, G.T Road Asansol Pin: 713 303, Paschim Bardhaman West Bengal, Asansol 713303 • **Balalore:** KFin Technologies Pvt. Ltd, 1-B. 1st Floor, Kalinga Hotel Lane, Baleshwar, Baleshwar Sadar, Balasore 756001 • **Bankura:** KFin Technologies Pvt. Ltd, Plot Nos- 80/1/Anatunchati Mahalla 3rd Floor, Ward No-24 Opposite P.C Chandra, Bankura Town, Bankura 722101 • **Berhampur (Or):** KFin Technologies Pvt. Ltd, Opp Divya Nandan Kalyan Mandap, 3rd Lane Dharam Nagar, Near Lohiya Motor, Berhampur (Or) 760001 • **Bhilai:** KFin Technologies Pvt. Ltd, Office No.2, 1st Floor, Plot No. 9/6, Nehru Nagar [East], Bhilai 490020

• Bhubaneswar: KFin Technologies Pvt. Ltd,A/181 Back Side Of Shivam Honda Show Room,Saheed Nagar,-Bhubaneswar 751007 • **Bilaspur:** KFin Technologies Pvt. Ltd,Shop.No.306,3Rd Floor,Anandam Plaza,Vyapar Vihar Main Road,Bilaspur 495001 • **Bokaro:** KFin Technologies Pvt. Ltd,City Centre,Plot No. He-07,-Sector-Iv,Bokaro Steel City,Bokaro 827004 • **Burdwan:** KFin Technologies Pvt Ltd,Saluja Complex; 846, Laxmipur, G T Road, Burdwan; Ps: Burdwan & Dist: Burdwan-East,Pin: 713101 • **Chinsura:** KFin Technologies Pvt. Ltd,No : 96,Po: Chinsurah,Doctors Lane,Chinsurah 712101 • **Cuttack:** KFin Technologies Pvt. Ltd,Shop No-45,2Nd Floor,,Netaji Subas Bose Arcade,,(Big Bazar Building) Adjusent To Reliance Trends,,Dargha Bazar,Cuttack 753001 • **Dhandbad:** KFin Technologies Pvt. Ltd,208 New Market 2Nd Floor,Bank More,-,Dhanbad 826001 • **Durgapur:** KFin Technologies Pvt. Ltd,Mwav-16 Bengal Ambuja,2Nd Floor City Centre,Distt. Burdwan Durgapur-16 ,Durgapur 713216 • **Gaya:** KFin Technologies Pvt. Ltd,Property No. 711045129, Ground Floor/Hotel Skylark,Swaraipuri Road,-,Gaya 823001 • **Jalpaiguri:** KFin Technologies Pvt. Ltd,D B C Road Opp Nirala Hotel,Opp Nirala Hotel,Opp Nirala Hotel,Jalpaiguri 735101 • **Jamshedpur:** KFin Technologies Pvt. Ltd,Madhukunj, 3rd Floor ,Q Road, Sakchi,Bistupur, East Singhbhum,Jamshedpur 831001 • **Kharagpur:** KFin Technologies Pvt. Ltd,Holding No 254/220, Sbi Building,Malancha Road, Ward No.16, Po: Kharagpur, Ps: Kharagpur,Dist: Paschim Medinipur,Kharagpur 721304 • **Kolkata:** KFin Technologies Pvt Ltd,2/1,Russel Street,4Thfloor,Kankaria,Centre,Kolkata,70001,Wb • **Malda:** KFin Technologies Pvt. Ltd,Ram Krishna Pally; Ground Floor,English Bazar,-,Malda 732101 • **Patna:** KFin Technologies Pvt. Ltd,3A 3Rd Floor Anand Tower,Exhibition Road,Opp Icici Bank,Patna 800001 • **Raipur:** KFin Technologies Pvt. Ltd,Office No S-13 Second Floor Reheja Tower,Fafadih Chowk,Jail Road,Raipur 492001 • **Ranchi:** KFin Technologies Pvt. Ltd,Room No 307 3Rd Floor ,Commerce Tower ,Beside Mahabir Tower ,Ranchi 834001 • **Rourkela:** KFin Technologies Pvt. Ltd,2Nd Floor, Main Road,Udit Nagar,Sundargarh,Rourekla 769012 • **Sambhalpur:** KFin Technologies Pvt. Ltd,First Floor; Shop No. 219,SAHEJ PLAZA,Golebazar; Sambalpur,Sambalpur 768001 • **Siliguri:** KFin Technologies Pvt. Ltd,Nanak Complex, 2nd Floor,Sevoke Road,-,Siliguri 734001 • **Agra:** KFin Technologies Pvt. Ltd,House No. 17/2/4, 2nd Floor,Deepak Wasan Plaza,Behind Hotel Holiday INN,Sanjay Place,Agra 282002 • **Aligarh:** KFin Technologies Pvt. Ltd,1st Floor Sevti Complex,Near Jain Temple,Samad Road Aligarh-202001 • **Allahabad:** KFin Technologies Pvt. Ltd,Meena Bazar,2nd Floor 10 S.P. Marg Civil Lines,Subhash Chauraha, Prayagraj,Allahabad 211001 • **Ambala:** KFin Technologies Pvt. Ltd,6349, 2nd Floor,Nicholson Road,Adjacent Kos Hospitalambala Cant,Ambala 133001 • **Azamgarh:** KFin Technologies Pvt. Ltd,House No. 290, Ground Floor,Civil lines, Near Sahara Office,-,Azamgarh 276001 • **Bareilly:** KFin Technologies Pvt. Ltd,1st Floor rear Sidea -Square Building,54-Civil Lines,Ayub Khan Chauraha,Bareilly 243001 • **Begusarai:** KFin Technologies Pvt. Ltd,C/o Dr Hazari Prasad Sahu,Ward No 13, Behind Alka Cinema,Begusarai (Bihar),Begusarai 851117 • **Bhagalpur:** KFin Technologies Pvt. Ltd,2Nd Floor,Chandralok ComplexGhantaghar,Radha Rani Sinha Road,Bhagalpur 812001 • **Darbhanga:** KFin Technologies Pvt. Ltd, 2nd Floor Raj Complex, Near Poor Home, Darbhanga - 846004 • **Dehradun:** KFin Technologies Pvt Ltd,Shop No-809/799, Street No-2 A,Rajendra Nagar, Near Sheesha Lounge,Kaulagarh Road,Dehradun-248001 • **Deoria:** KFin Technologies Pvt. Ltd,K. K. Plaza,Above Apurwa Sweets,Civil Lines Road,Deoria 274001 • **Faridabad:** KFin Technologies Pvt. Ltd,A-2B 2nd Floor,Neelam Bata Road Peer ki Mazar,Nehru Groundnit,Faridabad 121001 • **Ghaziabad:** KFin Technologies Pvt. Ltd,FF - 31, Konark Building,Rajnagar,-,Ghaziabad 201001 • **Ghaziipur:** KFin Technologies Pvt. Ltd,H No 782,Shiv Sadan,ITI Road,Near Raghukul Vidyapeeth,Civil lines,Gonda 271001 • **Gonda:** KFin Technologies Pvt. Ltd,H No 782,Shiv Sadan,ITI Road,Near Raghukul Vidyapeeth,Civil lines,Gonda 271001 • **Gorakhpur:** KFin Technologies Pvt. Ltd, Shop No 8 & 9, 4th Floor, Cross Road The Mall, Bank Road, Gorakhpur - 273001 • **Gurgaon:** KFin Technologies Pvt. Ltd,No: 212A, 2nd Floor, Vipul Agora,M. G. Road,-,Gurgaon 122001 • **Gwalior:** KFin Technologies Pvt. Ltd,City Centre,Near Axis Bank,-,Gwalior 474011 • **Haldwani:** KFin Technologies Pvt. Ltd,Shoop No. 5,Krmvn Shopping Complex,-,Haldwani 263139 • **Haridwar:** KFin Technologies Pvt. Ltd,Shop No. - 17,Bhatia Complex,Near Jamuna Palace,Haridwar 249410 O Hissar: KFin Technologies Pvt. Ltd,Shop No. 20, Ground Floor,R D City Centre,Railway Road,Hissar 125001 • **Jhansi:** KFin Technologies Pvt. Ltd,1st Floor, Puja Tower,Near 48 Chambers,ELITE Crossing,Jhansi 284001 • **Kanpur:** KFin Technologies Pvt. Ltd,15/46 B Ground Floor,Opp : Muir Mills,Civil Lines,Kanpur 208001 • **Lucknow:** KFin Technologies Pvt. Ltd,1st Floor,A. A. Complex,5 Park Road Hazratganj Thaper House,Lucknow 226001 • **Mandi:** KFin Technologies Pvt. Ltd,House No. 99/11, 3rd Floor,Opposite GSS Boy School,-School Bazar,Mandi 175001 • **Mathura:** KFin Technologies Pvt. Ltd,Shop No. 9, Ground Floor, Vihari Lal Plaza,Opposite Brijwasi Centrum,Near New Bus Stand,Mathura 281001 • **Meerut:** KFin Technologies Pvt. Ltd,H No 5,Purva Eran, Opp Syndicate Bank,Hapur Road,Meerut 250002 • **Mirzapur:** KFin Technologies Pvt. Ltd, Triveni Campus, Near SBI Life Ratanganj Mirzapur 231001 • **Moradabad:** KFin Technologies Pvt. Ltd,Chadha Complex,G. M. D. Road,Near Tadi Khana Chowk,Moradabad 244001 • **Morena:** KFin Technologies Pvt. Ltd,House No. HIG 959,Near Court,Front of Dr. Lal Lab,Old Housing Board Colony,Morena 476001 • **Muzaffarpur:** KFin Technologies Pvt. Ltd,First Floor Saroj Complex ,Diwam Road,Near Kalyani Chowk,Muzaffarpur 842001 • **Noida:** KFin Technologies Pvt. Ltd,F-21,2nd Floor,Near Kalyan Jewelers,Sector-18,Noida 201301 • **Paniput:** K Fin Technologies Pvt. Ltd,Shop No. 20, 1st Floor BMK,Market, Behind HIVE Hotel, G.T.Road, Panipat-132103, Haryana • **Renukoot:** KFin Technologies Pvt. Ltd,C/o Mallick Medical Store,Bangali Katra Main Road,Dist. Sonbhadra (U.P.),Renukoot 231217 • **Rewa:** KFin Technologies Pvt. Ltd,Shop No. 2, Shree Sai Anmol Complex,Ground Floor,Opp Teerth Memorial Hospital,Rewa 486001 • **Rohtak:** KFin Technologies Pvt. Ltd,Shop No 14, Ground Floor,Ashoka Plaza,Delhi Road ,Rohtak 124001 • **Roorkee:** KFin Technologies Pvt. Ltd,Shree Ashadeep Complex 16,Civil Lines,Near Income Tax Office,Roorkee 247667 • **Satna:** KFin Technologies Pvt. Ltd,1St Floor Gopal Complex,Near Bus Stand Rewa Roa,Satna,485001 • **Shimla:** KFin Technologies Pvt. Ltd,1st Floor,Hills View Complex,Near Tara Hall,Shimla 171001 • **Shivpuri:** KFin Technologies Pvt. Ltd,A. B. Road,In Front of Sawarkar Park,Near Hotel Vanasthali,Shivpuri 473551 • **Sitapur:** KFin Technologies Pvt. Ltd,12/12 Surya Complex,Station Road ,Uttar Pradesh,Sitapur 261001 • **Solan:** KFin Technologies Pvt. Ltd,Disha Complex, 1St Floor,Above Axis Bank,Rajgarh Road,Solan 173212 • **Sonepat:** KFin Technologies Pvt. Ltd,Shop no. 205 PP Tower,Opp income tax office,Subhash chowk Sonepat. 131001 • **Sultanpur:** KFin Technologies Pvt. Ltd,1st Floor, Ramashanker Market,Civil Line,-,Sultanpur 228001 • **Varanasi:** KFin Technologies Pvt. Ltd,D-64/132 KA , 2nd Floor , Anant Complex, Sigra,Varanasi 221010 • **Yamuna Nagar:** KFin Technologies Pvt. Ltd,B-V, 185/A, 2nd Floor, Jagadri Road,,Near DAV Girls College, (UCO Bank Building) Pyara Chowk,-,Yamuna Nagar 135001 • **Kolhapur:** KFin Technologies Pvt. Ltd,605/1/4 E Ward Shahupuri 2Nd Lane,Laxmi Niwas,Near Sultane Chambers,Kolhapur 416001 • **Mumbai:** KFin Technologies Pvt. Ltd,24/B Raja Bahadur Compound,Ambalal Doshi Marg,Behind Bse Bldg,Fort 400001 • **Pune:** KFin Technologies Pvt. Ltd,Office # 207-210, second floor,Kamla Arcade, JM Road, Opposite Balgandharva,Shivaji Nagar,Pune 411005 • **Vashi:** KFin Technologies Pvt. Ltd,Vashi Plaza,Shop no. 324,C Wing, 1ST Floor,Sector 17,Vashi Mumbai,400705 • **Vile Parle:** KFin Technologies Pvt. Ltd,Shop No.1 Ground Floor,,Dipti Jyothi Co-operative Housing Society,,Near MTNL Office P M Road,,Vile Parle East,400057 • **Borivali:** KFin Technologies Pvt. Ltd,Gomati SmutiGround Floor,Jambli Gully,Near Railway Station ,Borivali Mumbai,400 092 • **Thane:** KFin Technologies Pvt. Ltd,Room No. 302 3rd FloorGanga Prasad,Near RBL Bank Ltd,Ram Maruti Cross Road,Naupada Thane West ,Mumbai,400602 • **Ajmer:** KFin Technologies Pvt. Ltd,302 3rd Floor,Ajmer Auto Building,Opposite City Power House,Jaipur Road; Ajmer 305001 • **Alwar:** KFin Technologies Pvt. Ltd,Office Number 137, First Floor,Jai Complex,Road No-2,Alwar 301001 • **Amritsar:** KFin Technologies Pvt. Ltd,SCO 5 ,2nd Floor, District Shopping Complex,Ranjit Avenue,Amritsar 143001 • **Bhatinda:** KFin Technologies Pvt. Ltd,Mcb -Z-3-01043, 2 Floor, Goniana Road,Opporite Nippon India Mf Gt Road,Near Hanuman Chowk,Bhatinda 151001 • **Bhilwara:** KFin Technologies Pvt. Ltd,Office No. 14 B, Prem Bhawan,Pur Road, Gandhi Nagar,Near CanaraBank,Bhilwara 311001 • **Bikaner:** KFin Technologies Pvt. Ltd,70-71 2Nd Floor | Dr.Chahar Building ,Panchsati Circle,Sadul Ganj ,Bikaner 334003 • **Chandigarh:** KFin Technologies Pvt. Ltd,First floor, SCO 2469-70,Sec. 22-C,-,Chandigarh 160022 • **Ferozpur:** KFin Technologies Pvt. Ltd,The Mall Road Chawla Bulding 1st Floor,Opp. Centrail Jail,Near Hanuman Mandir,Ferozpur 152002 • **Hoshiarpur:** KFin Technologies Pvt. Ltd,Unit # SF-6,The Mall Complex,2nd Floor , Opposite Kapila Hospital,Sutheri Road,Hoshiarpur 146001 • **Jaipur:** KFin Technologies Pvt. Ltd,Office no 101, 1st Floor,Okay Plus Tower,Next to Kalyan Jewellers,Government Hostel Circle, Ajmer Road,Jaipur 302001 • **Jalandhar:** KFin Technologies Pvt. Ltd,Office No 7, 3rd Floor, City Square building,E-H197 Civil Line,Next to Kalyan Jewellers,Jalandhar 144001 • **Jammu:** KFin Technologies Pvt.Ltd, 1D/D Extension 2,Valmiki Chowk, Gandhi Nagar , Jammu 180004,State - J&K • **Jodhpur:** KFin Technologies Pvt. Ltd,18/369Char Chaman,Kunjpura Road,Behind Miglani Hospital,Karnal 132001 • **Karnal :** KFin Technologies Pvt. Ltd,18/369Char Chaman,Kunjpura Road,Behind Miglani Hospital,Karnal 132001 • **Kota:** Kfin Technologies Pvt. Ltd,D-8, Shri Ram Complex,Opposite Multi Purpose School,Gumanpur,Kota 324007 • **Ludhiana:** KFin Technologies Pvt. Ltd,1st FloorDutt Road,Mandir Wali Gali,Civil Lines Barat Ghar ,Moga 142001 • **Moga:** KFin Technologies Pvt. Ltd,1st FloorDutt Road,Mandir Wali Gali,Civil Lines Barat Ghar ,Moga 142001 • **New Delhi:** KFin Technologies Pvt. Ltd,305 New Delhi House ,27 Barakhamba Road ,-New Delhi 110001 • **Pathankot:** KFin Technologies Pvt. Ltd,2nd Floor Sahni Arcade Complex,Adj.Indra colony Gate Railway Road,Pathankot,Pathankot 145001 • **Patiala:** KFin Technologies Pvt. Ltd,B- 17/423,Lower Mall Patiala,Opp Modi College,Patiala 147001 • **Sikar:** KFin Technologies Pvt. Ltd,First FloorSuper Tower ,Behind Ram Mandir Near Taparya Bagichi ,-,Sikar 332001 • **Sri Ganganagar:** KFin Technologies Pvt. Ltd, Address Shop No. 5, Opposite Bihani Petrol Pump,NH - 15,near Baba Ramdev Mandir,Sri Ganganagar 335001 • **Udaipur:** KFin Technologies Pvt. Ltd,Shop No. 202, 2nd Floor business centre,1C Madhuvan,Opp G P O Chetak Circle ,Udaipur 313001 • **Eluru:** KFin Technologies Pvt. Ltd,Dno-23A-7-72/73K K S Plaza Munukutla Vari Street,Opp Andhra Hospitals,R R Peta,Eluru 534002



Samco Mutual Fund

1003 - A, Naman Midtown, 10th Floor,
Senapati Bapat Marg, Prabhadevi (West),
Mumbai - 400 013, India.

Tel. No : 022-41708999
Email : mfasst@samcomf.com
Website : www.samcomf.com
SEBI Mutual Fund Registration no :
MF/077/21/03

Samco Asset Management Pvt. Ltd.

1003 - A, Naman Midtown, 10th Floor,
Senapati Bapat Marg, Prabhadevi (West),
Mumbai - 400 013, India.

Tel. No : 022-41708999
Email : mfasst@samcomf.com
Website : www.samcomf.com
CIN no : U65929MH2019PTC334121

Samco Trustee Pvt. Ltd.

1003 - A, Naman Midtown, 10th Floor,
Senapati Bapat Marg, Prabhadevi (West),
Mumbai - 400 013, India.

Tel. No : 022-41708999
Email : mfasst@samcomf.com
Website : www.samcomf.com
CIN no : U65999MH2019PTC333053